

**Description**

RGBW/RGBA Colour Changer. RGBW (white in 4000 K, 3000 K available on request) and RGBA. IP66. Class I. IK07. Marine-grade, die-cast aluminium alloy. 5CE superior corrosion protection including PCS hardware. Safety glass lens. Silicone CCG® Controlled Compression Gasket. Two cable glands.

Integral EC electronic converter in thermally separated compartment. Advanced thermal management protects LEDs while optimising lumens output. CAD-optimised optics for superior illumination and glare control. OLC® One LED Concept. LED circuit board with WE-EF Colour Boost Technology.

DMX Interface. For other control interface options to suit specific project requirements, contact WE-EF.

## Specifications

### Material description

Colours	<b>RAL9004</b> Signal black	<b>RAL9016</b> Traffic white	<b>RAL7016</b> Anthracite grey	<b>RAL9007</b> Grey aluminium
Fasteners	PCS Polymer Coated Stainless Steel Hardware			
Ingress protection	IP66			
Impact resistance	IK07			




### Electrical description

Surge protection	1/2 kV (optional SP10)
Energy efficiency	G (Light source)




### Additional information

Lifetime	Ta=25° L90B10 > 90000h
----------	------------------------

**Options**

Light distribution	Colour temperature	Nominal Watt
 [B] symmetric, wide beam	RGBW	24 W
 [M] symmetric, medium beam	RGBA	
 [E] symmetric, narrow beam		

### Configurations

Light distribution	Part ID	Light source	Rated lumens	Rated input power	CRI
	139-2146	LED-6/24W/RGBA	1528.3 lm	24 W	80
	139-2038	LED-6/24W/RGBW	2170.6 lm	24 W	80
[B] symmetric, wide beam					
	139-2148	LED-6/24W/RGBA	1669.5 lm	24 W	80
	139-2040	LED-6/24W/RGBW	2371.2 lm	24 W	80
[E] symmetric, narrow beam					
	139-2147	LED-6/24W/RGBA	1594.9 lm	24 W	80
	139-2039	LED-6/24W/RGBW	2265.3 lm	24 W	80
[M] symmetric, medium beam					