



**Description**

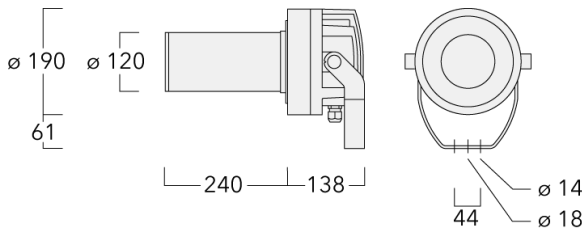
RGBW/RGBA Color Changer Profile Projector [ZP] for zoom spot.

Spherical and aspherical, double flat convex lens system. Aperture angle ranges from 14.6-22°.

IP66. Class I. IK07. Marine-grade, die-cast aluminum alloy. 5CE superior corrosion protection including PCS hardware. Silicone CCG® Controlled Compression Gasket. Safety glass lens. One cable gland, second gland for through wiring on request. PMMA LED lens array. Integral driver, thermally separated. Factory-installed circuit board. RGBW/RGBA LED. DMX interface.

Color Boost technology: With Color Boost the targeted and selective control of individual channels or colors means that a higher power of the LEDs can be accessed than in total when all colors are simultaneously operated. The light output is thus maximized by targeted control of individual channels/colors.

For the M20 cable gland for network- and DMX-connection, WE-EF recommends a multi-core cable for DMX and power, "Power PUR-SR 3x1.5 + DMX".



---

Specify product with 7 Digit product code - Finish Color.  
Accessories, such as mounting, optical, and electrical, must  
be specified separately.  
Example: XXX-XXXX-9004 (Black)  
+ XXX-XXXX (Accessory 1)

**Specifications**

**Material description**

Colors	<b>RAL9004</b> Signal black	<b>RAL9007</b> Grey aluminium	<b>RAL9016</b> Traffic white	<b>RAL8019</b> Grey brown
Ingress protection	IP66			
Impact resistance	IK07			


**Electrical description**

Power supply	Integral [ECG] electronic driver 120V-277V.
Driver / Ballast	Integral EC electronic converter with DMX Interface
Surge protection	1/2 kV (optional SP10)
Energy efficiency	G (Light source)


**Additional information**

Diameter (inches)	7.48
Listings	Contact WE-EF USA for ETL/UL certification status.
Lifetime	Ta=25°/40° L70B50 > 50000h

**Options**

Light distribution	Color temperature	Nominal Watt
 [ZP]	4000K+RGBW	24 W
	RGBA	

**Configurations**

Light distribution	Part ID	Light source	Delivered lumens	Rated input power	CRI
 [ZP]	139-2295	LED-1/24W/4000K+RGBW	490.1 lm	24 W	80
	139-2295	LED-1/24W/4000K+RGBW	763.2 lm	24 W	80
	139-2327	LED-1/24W/RGBA	719.2 lm	24 W	80
	139-2327	LED-1/24W/RGBA	461.8 lm	24 W	80