



Description

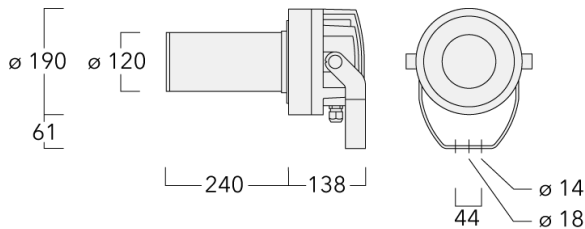
Tunable White Profile Projector [FP] for framing applications, polygon shape.

Spherical and aspherical, double flat convex lens system. Aperture angle ranges from 14.6-22°.

IP66. Class I. IK07. Marine-grade, die-cast aluminum alloy. 5CE superior corrosion protection including PCS hardware. Silicone CCG® Controlled Compression Gasket. Safety glass lens. One cable gland, second gland for through wiring on request. PMMA LED lens array. Integral driver, thermally separated. Factory-installed LED circuit board. Tunable White technology. LED board can be removed for upgrading. DMX Interface.

Specify product with 7 Digit product code - Finish Color. Accessories, such as mounting, optical, and electrical, must be specified separately.

Example: XXX-XXXX-9004 (Black)
+ XXX-XXXX (Accessory 1)



Specifications

Material description

Colors	RAL9004 Signal black	RAL9007 Grey aluminium	RAL9016 Traffic white	RAL8019 Grey brown
Ingress protection	IP66			
Impact resistance	IK07			


Electrical description

Power supply	Integral [ECG] electronic driver 120V-277V. DMX enabled driver.
Driver / Ballast	120-277V DMX
Surge protection	1/2 kV (optional SP10)
Energy efficiency	E (Light source)

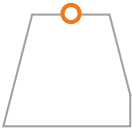
Additional information

Listings	Contact WE-EF USA for ETL/UL certification status.
Windage	0.503
Lifetime	Ta=25°/40° L70B50 > 50000h

Options

Light distribution	Color temperature	Nominal Watt
 [FP] symmetric Framing-Projector	2200-6000K	18 W

Configurations

Light distribution	Part ID	Light source	Delivered lumens	Rated input power	CRI
	139-2332_us	LED-1/18W/2200-6000K	480.6 lm	18 W	80
	139-2332_us	LED-1/18W/2200-6000K	748.5 lm	18 W	80

[FP] symmetric Framing-Projector