

Description

IP66. Class I. IK07. Marine-grade, die-cast aluminium alloy. 5CE superior corrosion protection including PCS hardware. Safety glass lens. Silicone CCG® Controlled Compression Gasket.

Integral EC electronic converter in thermally-separated compartment. Advanced thermal management protects LEDs while optimising lumens output. CAD-optimised optics for superior illumination and glare control. OLC® One LED Concept.

For 2200 K version available on request

Specifications

Material description

Colours	RAL9004 Signal black	RAL9016 Traffic white	RAL7016 Anthracite grey	RAL9007 Grey aluminium
Ingress protection	IP66			
Impact resistance	IK07			

Electrical description

Driver / Ballast	Integral EC electronic converter in thermally-separated compartment
Surge protection	6/6 kV (optional SP10)
Energy efficiency	C-D (Light source)

Additional information

Lifetime	Ta=25° L90B10 > 90000h
----------	------------------------

Options

Light distribution



[B] symmetric, wide beam



[M] symmetric, medium beam



[E] symmetric, narrow beam



[EE] symmetric, very narrow beam



[EES] symmetric, very narrow beam, sharp cut-off

Colour temperature



3000K



4000K



2700K





Nominal Watt


12 W

18 W

26 W

Configurations

Light distribution	Part ID	Light source	Rated lumens	Rated input power	CRI
 <p>[B] symmetric, wide beam</p>	139-2246	LED-6/12W/2700K	1389.1 lm	12 W	80
	139-1999	LED-6/12W/3000K	1492 lm	12 W	80
	139-2000	LED-6/12W/4000K	1594.9 lm	12 W	80
	139-2243	LED-6/18W/2700K	2109.4 lm	18 W	80
	139-2009	LED-6/18W/3000K	2212.3 lm	18 W	80
	139-2010	LED-6/18W/4000K	2315.2 lm	18 W	80
	139-2186	LED-6/26W/2700K	2675.4 lm	26 W	80
	139-2024	LED-6/26W/3000K	2744.9 lm	26 W	80
	139-2025	LED-6/26W/4000K	2869.7 lm	26 W	80
	 <p>[E] symmetric, narrow beam</p>	139-2248	LED-6/12W/2700K	1372.2 lm	12 W
139-2003		LED-6/12W/3000K	1473.8 lm	12 W	80
139-2004		LED-6/12W/4000K	1575.5 lm	12 W	80
139-2245		LED-6/18W/2700K	2083.7 lm	18 W	80
139-2013		LED-6/18W/3000K	2185.4 lm	18 W	80
139-2014		LED-6/18W/4000K	2287 lm	18 W	80
139-2224		LED-6/26W/2700K	2563.7 lm	26 W	80
139-2028		LED-6/26W/3000K	2711.6 lm	26 W	80
139-2029		LED-6/26W/4000K	2834.8 lm	26 W	80
 <p>[EE] symmetric, very narrow beam</p>		139-2261	LED-6/12W/2700K	1452.1 lm	12 W
	139-2005	LED-6/12W/3000K	1559.6 lm	12 W	80
	139-2006	LED-6/12W/4000K	1667.2 lm	12 W	80
	139-2269	LED-6/18W/2700K	2205 lm	18 W	80
	139-2015	LED-6/18W/3000K	2312.6 lm	18 W	80
	139-2016	LED-6/18W/4000K	2420.1 lm	18 W	80
	139-2276	LED-6/26W/2700K	2712.7 lm	26 W	80
	139-2030	LED-6/26W/3000K	2869.2 lm	26 W	80
	139-2031	LED-6/26W/4000K	2999.6 lm	26 W	80
	 <p>[EES] symmetric, very narrow beam, sharp cut-off</p>	139-2262	LED-6/12W/2700K	1160.4 lm	12 W
139-2007		LED-6/12W/3000K	1234.8 lm	12 W	80
139-2008		LED-6/12W/4000K	1384.4 lm	12 W	80
139-2270		LED-6/18W/2700K	1666.7 lm	18 W	80
139-2017		LED-6/18W/3000K	1774.2 lm	18 W	80
139-2018		LED-6/18W/4000K	1989.3 lm	18 W	80
139-2277		LED-6/26W/2700K	2067.9 lm	26 W	80

Light distribution	Part ID	Light source	Rated lumens	Rated input power	CRI
 <p>[M] symmetric, medium beam</p>	139-2032	LED-6/26W/3000K	2203.5 lm	26 W	80
	139-2033	LED-6/26W/4000K	2467.7 lm	26 W	80
	139-2247	LED-6/12W/2700K	1427.8 lm	12 W	80
	139-2001	LED-6/12W/3000K	1533.6 lm	12 W	80
	139-2002	LED-6/12W/4000K	1639.3 lm	12 W	80
	139-2244	LED-6/18W/2700K	2168.1 lm	18 W	80
	139-2011	LED-6/18W/3000K	2273.9 lm	18 W	80
	139-2012	LED-6/18W/4000K	2379.6 lm	18 W	80
	139-2187	LED-6/26W/2700K	2667.5 lm	26 W	80
	139-2026	LED-6/26W/3000K	2821.4 lm	26 W	80
	139-2027	LED-6/26W/4000K	2949.6 lm	26 W	80