

### Description

IP66, Class I. IK07. Marine-grade, die-cast aluminium alloy. 5CE superior corrosion protection including PCS hardware. Silicone CCG® Controlled Compression Gasket. Safety glass lens. One cable gland. Second gland for through wiring on request. Integral EC electronic converter, thermally separated. CAD-optimised optics for superior illumination and glare control. OLC® One LED Concept. Factory installed LED circuit board. 1-10V, DALI Interface or Eco Step Dim® on request. Maximum one internal optical accessory possible.

Optional 2200 K version available. To be specified at time of ordering.

## Specifications

### Material description

Colours	<b>RAL9004</b>	<b>RAL9006</b>	<b>RAL9016</b>	<b>RAL7016</b>
	Signal black	White aluminium	Traffic white	Anthracite grey
	<b>RAL9007</b>			
	Grey aluminium			
	Ingress protection	IP66		
Impact resistance	IK07			








### Electrical description

Driver / Ballast	Standard. Optional DALI version available. To be specified at time of ordering.
Surge protection	6/6 kV (optional SP10)
Energy efficiency	C-D (Light source)




### Additional information



Lifetime	Ta=25° L90B10 > 90000h
----------	------------------------

**Options**

Light distribution	Colour temperature	Nominal Watt
 [B]	 3000K	12 W
		18 W
	 [M]	 4000K
 [E]		
 [EE]		
 [EES]		

## Configurations

Light distribution	Part ID	Light source	Rated lumens	Rated input power	CRI
 [B]	139-2246	LED-6/12W/2700K	1389.1 lm	12 W	80
	139-1999	LED-6/12W/3000K	1492 lm	12 W	80
	139-2000	LED-6/12W/4000K	1594.9 lm	12 W	80
	139-2243	LED-6/18W/2700K	2109.4 lm	18 W	80
	139-2009	LED-6/18W/3000K	2212.3 lm	18 W	80
	139-2010	LED-6/18W/4000K	2315.2 lm	18 W	80
	139-2186	LED-6/26W/2700K	2675.4 lm	26 W	80
	139-2024	LED-6/26W/3000K	2744.9 lm	26 W	80
	139-2025	LED-6/26W/4000K	2869.7 lm	26 W	80
	 [E]	139-2248	LED-6/12W/2700K	1372.2 lm	12 W
139-2003		LED-6/12W/3000K	1473.8 lm	12 W	80
139-2004		LED-6/12W/4000K	1575.5 lm	12 W	80
139-2245		LED-6/18W/2700K	2083.7 lm	18 W	80
139-2013		LED-6/18W/3000K	2185.4 lm	18 W	80
139-2014		LED-6/18W/4000K	2287 lm	18 W	80
139-2224		LED-6/26W/2700K	2563.7 lm	26 W	80
139-2028		LED-6/26W/3000K	2711.6 lm	26 W	80
139-2029		LED-6/26W/4000K	2834.8 lm	26 W	80
 [EE]		139-2261	LED-6/12W/2700K	1452.1 lm	12 W
	139-2261	LED-6/12W/2700K	1452.1 lm	12 W	80
	139-2005	LED-6/12W/3000K	1559.6 lm	12 W	80
	139-2005	LED-6/12W/3000K	1559.6 lm	12 W	80
	139-2006	LED-6/12W/4000K	1667.2 lm	12 W	80
	139-2006	LED-6/12W/4000K	1667.2 lm	12 W	80
	139-2269	LED-6/18W/2700K	2205 lm	18 W	80
	139-2269	LED-6/18W/2700K	2205 lm	18 W	80
	139-2015	LED-6/18W/3000K	2312.6 lm	18 W	80
	139-2015	LED-6/18W/3000K	2312.6 lm	18 W	80
	139-2016	LED-6/18W/4000K	2420.1 lm	18 W	80
	139-2016	LED-6/18W/4000K	2420.1 lm	18 W	80
	139-2276	LED-6/26W/2700K	2712.7 lm	26 W	80
	139-2276	LED-6/26W/2700K	2712.7 lm	26 W	80
	139-2030	LED-6/26W/3000K	2869.2 lm	26 W	80
	139-2030	LED-6/26W/3000K	2869.2 lm	26 W	80

Light distribution	Part ID	Light source	Rated lumens	Rated input power	CRI
 <p>[EES]</p>	139-2031	LED-6/26W/4000K	2999.6 lm	26 W	80
	139-2031	LED-6/26W/4000K	2999.6 lm	26 W	80
	139-2262	LED-6/12W/2700K	1160.4 lm	12 W	80
	139-2262	LED-6/12W/2700K	1160.4 lm	12 W	80
	139-2007	LED-6/12W/3000K	1234.8 lm	12 W	80
	139-2007	LED-6/12W/3000K	1234.8 lm	12 W	80
	139-2008	LED-6/12W/4000K	1384.4 lm	12 W	80
	139-2008	LED-6/12W/4000K	1384.4 lm	12 W	80
	139-2270	LED-6/18W/2700K	1666.7 lm	18 W	80
	139-2270	LED-6/18W/2700K	1666.7 lm	18 W	80
	139-2017	LED-6/18W/3000K	1774.2 lm	18 W	80
	139-2017	LED-6/18W/3000K	1774.2 lm	18 W	80
	139-2018	LED-6/18W/4000K	1989.3 lm	18 W	80
	139-2018	LED-6/18W/4000K	1989.3 lm	18 W	80
	139-2277	LED-6/26W/2700K	2067.9 lm	26 W	80
	139-2277	LED-6/26W/2700K	2067.9 lm	26 W	80
	139-2032	LED-6/26W/3000K	2203.5 lm	26 W	80
	139-2032	LED-6/26W/3000K	2203.5 lm	26 W	80
	139-2033	LED-6/26W/4000K	2467.7 lm	26 W	80
	139-2033	LED-6/26W/4000K	2467.7 lm	26 W	80
 <p>[M]</p>	139-2247	LED-6/12W/2700K	1427.8 lm	12 W	80
	139-2247	LED-6/12W/2700K	1427.8 lm	12 W	80
	139-2001	LED-6/12W/3000K	1533.6 lm	12 W	80
	139-2001	LED-6/12W/3000K	1533.6 lm	12 W	80
	139-2002	LED-6/12W/4000K	1639.3 lm	12 W	80
	139-2002	LED-6/12W/4000K	1639.3 lm	12 W	80
	139-2244	LED-6/18W/2700K	2168.1 lm	18 W	80
	139-2244	LED-6/18W/2700K	2168.1 lm	18 W	80
	139-2011	LED-6/18W/3000K	2273.9 lm	18 W	80
	139-2011	LED-6/18W/3000K	2273.9 lm	18 W	80
	139-2012	LED-6/18W/4000K	2379.6 lm	18 W	80
	139-2012	LED-6/18W/4000K	2379.6 lm	18 W	80
	139-2187	LED-6/26W/2700K	2667.5 lm	26 W	80
	139-2187	LED-6/26W/2700K	2667.5 lm	26 W	80
	139-2026	LED-6/26W/3000K	2821.4 lm	26 W	80
	139-2026	LED-6/26W/3000K	2821.4 lm	26 W	80

---

Light distribution	Part ID	Light source	Rated lumens	Rated input power	CRI
	139-2027	LED-6/26W/4000K	2949.6 lm	26 W	80
	139-2027	LED-6/26W/4000K	2949.6 lm	26 W	80

---