

Description

IP66, Class I, IK07. Marine-grade, die-cast aluminium alloy. 5CE superior corrosion protection + primer including PCS hardware. Silicone CCG® Controlled Compression Gasket. Safety glass lens. Two cable glands for improved wiring flexibility. Integral EC electronic converter, thermally separated. CAD-optimised optics for superior illumination and glare control. OLC® One LED Concept. Factory installed LED circuit board. 1-10V, DALI Interface or Eco Step Dim_R_ on request. Maximum one internal optical accessory possible.

Optional 2200 K version available. To be specified at time of ordering.

Specifications

Material description

Colours	RAL9004 Signal black	RAL9006 White aluminium	RAL9007 Grey aluminium
Fasteners	PCS Polymer Coated Stainless Steel Hardware (unpainted)		
Ingress protection	IP66		
Impact resistance	IK07		
Corrosion resistance	5CE+Primer		









Electrical description

Power supply	230V / 50 Hz
Driver / Ballast	Integral EC electronic convertor in thermally-separated compartment
Surge protection	6/6 kV (optional SP10)
Energy efficiency	The product is supplied with 10-year warranty. Please refer to the LED Warranty Statement located on www.we-ef.com for further details.




Additional information



Lifetime	Ta=40° L90B10 > 90000h
----------	------------------------

Options

Light distribution	Colour temperature	Nominal Watt
 [B]	 3000K	12 W
		18 W
		26 W
 [M]	 4000K	
 [E]	 2700K	
 [EE]		
 [EES]		

Configurations

Light distribution	Part ID	Light source	Rated lumens	Rated input power	CRI
 <p>[B]</p>	139-2246	LED-6/12W/2700K	1389.1 lm	12 W	80
	139-1999	LED-6/12W/3000K	1492 lm	12 W	80
	139-2000	LED-6/12W/4000K	1594.9 lm	12 W	80
	139-2243	LED-6/18W/2700K	2109.4 lm	18 W	80
	139-2009	LED-6/18W/3000K	2212.3 lm	18 W	80
	139-2010	LED-6/18W/4000K	2315.2 lm	18 W	80
	139-2186	LED-6/26W/2700K	2675.4 lm	26 W	80
	139-2024	LED-6/26W/3000K	2744.9 lm	26 W	80
	139-2025	LED-6/26W/4000K	2869.7 lm	26 W	80
	 <p>[E]</p>	139-2248	LED-6/12W/2700K	1372.2 lm	12 W
139-2003		LED-6/12W/3000K	1473.8 lm	12 W	80
139-2004		LED-6/12W/4000K	1575.5 lm	12 W	80
139-2245		LED-6/18W/2700K	2083.7 lm	18 W	80
139-2013		LED-6/18W/3000K	2185.4 lm	18 W	80
139-2014		LED-6/18W/4000K	2287 lm	18 W	80
139-2224		LED-6/26W/2700K	2563.7 lm	26 W	80
139-2028		LED-6/26W/3000K	2711.6 lm	26 W	80
139-2029		LED-6/26W/4000K	2834.8 lm	26 W	80
 <p>[EE]</p>		139-2261	LED-6/12W/2700K	1452.1 lm	12 W
	139-2005	LED-6/12W/3000K	1559.6 lm	12 W	80
	139-2005	LED-6/12W/3000K	1559.6 lm	12 W	80
	139-2006	LED-6/12W/4000K	1667.2 lm	12 W	80
	139-2006	LED-6/12W/4000K	1667.2 lm	12 W	80
	139-2269	LED-6/18W/2700K	2205 lm	18 W	80
	139-2015	LED-6/18W/3000K	2312.6 lm	18 W	80
	139-2015	LED-6/18W/3000K	2312.6 lm	18 W	80
	139-2016	LED-6/18W/4000K	2420.1 lm	18 W	80
	139-2016	LED-6/18W/4000K	2420.1 lm	18 W	80
	139-2276	LED-6/26W/2700K	2712.7 lm	26 W	80
	139-2276	LED-6/26W/2700K	2712.7 lm	26 W	80
	139-2030	LED-6/26W/3000K	2869.2 lm	26 W	80
	139-2030	LED-6/26W/3000K	2869.2 lm	26 W	80
	139-2031	LED-6/26W/4000K	2999.6 lm	26 W	80
	139-2031	LED-6/26W/4000K	2999.6 lm	26 W	80

Light distribution	Part ID	Light source	Rated lumens	Rated input power	CRI	
 <p>[EES]</p>	139-2262	LED-6/12W/2700K	1160.4 lm	12 W	80	
	139-2007	LED-6/12W/3000K	1234.8 lm	12 W	80	
	139-2007	LED-6/12W/3000K	1234.8 lm	12 W	80	
	139-2008	LED-6/12W/4000K	1384.4 lm	12 W	80	
	139-2008	LED-6/12W/4000K	1384.4 lm	12 W	80	
	139-2270	LED-6/18W/2700K	1666.7 lm	18 W	80	
	139-2017	LED-6/18W/3000K	1774.2 lm	18 W	80	
	139-2017	LED-6/18W/3000K	1774.2 lm	18 W	80	
	139-2018	LED-6/18W/4000K	1989.3 lm	18 W	80	
	139-2018	LED-6/18W/4000K	1989.3 lm	18 W	80	
	139-2277	LED-6/26W/2700K	2067.9 lm	26 W	80	
	139-2277	LED-6/26W/2700K	2067.9 lm	26 W	80	
	139-2032	LED-6/26W/3000K	2203.5 lm	26 W	80	
	139-2032	LED-6/26W/3000K	2203.5 lm	26 W	80	
	139-2033	LED-6/26W/4000K	2467.7 lm	26 W	80	
	139-2033	LED-6/26W/4000K	2467.7 lm	26 W	80	
	 <p>[M]</p>	139-2247	LED-6/12W/2700K	1427.8 lm	12 W	80
		139-2001	LED-6/12W/3000K	1533.6 lm	12 W	80
139-2001		LED-6/12W/3000K	1533.6 lm	12 W	80	
139-2002		LED-6/12W/4000K	1639.3 lm	12 W	80	
139-2002		LED-6/12W/4000K	1639.3 lm	12 W	80	
139-2244		LED-6/18W/2700K	2168.1 lm	18 W	80	
139-2011		LED-6/18W/3000K	2273.9 lm	18 W	80	
139-2011		LED-6/18W/3000K	2273.9 lm	18 W	80	
139-2012		LED-6/18W/4000K	2379.6 lm	18 W	80	
139-2012		LED-6/18W/4000K	2379.6 lm	18 W	80	
139-2187		LED-6/26W/2700K	2667.5 lm	26 W	80	
139-2187		LED-6/26W/2700K	2667.5 lm	26 W	80	
139-2026		LED-6/26W/3000K	2821.4 lm	26 W	80	
139-2026		LED-6/26W/3000K	2821.4 lm	26 W	80	
139-2027		LED-6/26W/4000K	2949.6 lm	26 W	80	
139-2027		LED-6/26W/4000K	2949.6 lm	26 W	80	