

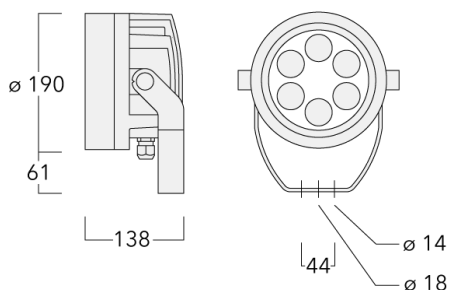




Description

IP66. Classe I. IK07. Corps en fonte d'aluminium. Visserie inox avec traitement PCS. Protection contre la corrosion 5CE. Joint silicone. Verre de sécurité. Luminaire contrôlé via le protocole DALI en standard.

Version en 2200K disponible sauf pour la photométrie [EES].



Spécifications

Description du matériel

Corps	Corps en fonte d'aluminium, visserie inox avec traitement PCS			
Couleurs	RAL9004	RAL9016	RAL7016	RAL9007
	Noir de sécurité	Blanc signalisation	Gris anthracite	Aluminium gris
Joint	Joint silicone CCG®			
Visserie	PCS Inox avec recouvrement polymère			
IP	IP66			
IK	IK07			









Description électrique

Driver	Standard - version DALI disponible en option
Protection contre les surtensions	6/6 kV (optional SP10)
Efficacité énergétique	C-D




Informations complémentaires



Diamètre (mm)	
Durée de vie	Ta=25° L90B10 > 90000h

Options

Distribution de la lumière	Température de couleur	Données en sortie de luminaire
 [B]	 3000K	12 W 18 W 26 W
 [M]	 4000K	
 [E]	 2700K	
 [EE]		
 [EES]		

Configurations

Distribution de la lumière	Référence	Source lumineuse	Rated lumens	Rated input power	IRC
 [B]	139-2246	LED-6/12W/2700K	1389.1 lm	12 W	80
	139-1999	LED-6/12W/3000K	1492 lm	12 W	80
	139-2000	LED-6/12W/4000K	1594.9 lm	12 W	80
	139-2243	LED-6/18W/2700K	2109.4 lm	18 W	80
	139-2009	LED-6/18W/3000K	2212.3 lm	18 W	80
	139-2010	LED-6/18W/4000K	2315.2 lm	18 W	80
	139-2186	LED-6/26W/2700K	2675.4 lm	26 W	80
	139-2024	LED-6/26W/3000K	2744.9 lm	26 W	80
	139-2025	LED-6/26W/4000K	2869.7 lm	26 W	80
	 [E]	139-2248	LED-6/12W/2700K	1372.2 lm	12 W
139-2003		LED-6/12W/3000K	1473.8 lm	12 W	80
139-2004		LED-6/12W/4000K	1575.5 lm	12 W	80
139-2245		LED-6/18W/2700K	2083.7 lm	18 W	80
139-2013		LED-6/18W/3000K	2185.4 lm	18 W	80
139-2014		LED-6/18W/4000K	2287 lm	18 W	80
139-2224		LED-6/26W/2700K	2563.7 lm	26 W	80
139-2028		LED-6/26W/3000K	2711.6 lm	26 W	80
139-2029		LED-6/26W/4000K	2834.8 lm	26 W	80
 [EE]		139-2261	LED-6/12W/2700K	1452.1 lm	12 W
	139-2261	LED-6/12W/2700K	1452.1 lm	12 W	80
	139-2005	LED-6/12W/3000K	1559.6 lm	12 W	80
	139-2005	LED-6/12W/3000K	1559.6 lm	12 W	80
	139-2006	LED-6/12W/4000K	1667.2 lm	12 W	80
	139-2006	LED-6/12W/4000K	1667.2 lm	12 W	80
	139-2269	LED-6/18W/2700K	2205 lm	18 W	80
	139-2269	LED-6/18W/2700K	2205 lm	18 W	80
	139-2015	LED-6/18W/3000K	2312.6 lm	18 W	80
	139-2015	LED-6/18W/3000K	2312.6 lm	18 W	80
	139-2016	LED-6/18W/4000K	2420.1 lm	18 W	80
	139-2016	LED-6/18W/4000K	2420.1 lm	18 W	80
	139-2276	LED-6/26W/2700K	2712.7 lm	26 W	80
	139-2276	LED-6/26W/2700K	2712.7 lm	26 W	80
	139-2030	LED-6/26W/3000K	2869.2 lm	26 W	80
	139-2030	LED-6/26W/3000K	2869.2 lm	26 W	80

Distribution de la lumière	Référence	Source lumineuse	Rated lumens	Rated input power	IRC
 [EES]	139-2031	LED-6/26W/4000K	2999.6 lm	26 W	80
	139-2031	LED-6/26W/4000K	2999.6 lm	26 W	80
	139-2262	LED-6/12W/2700K	1160.4 lm	12 W	80
	139-2262	LED-6/12W/2700K	1160.4 lm	12 W	80
	139-2007	LED-6/12W/3000K	1234.8 lm	12 W	80
	139-2007	LED-6/12W/3000K	1234.8 lm	12 W	80
	139-2008	LED-6/12W/4000K	1384.4 lm	12 W	80
	139-2008	LED-6/12W/4000K	1384.4 lm	12 W	80
	139-2270	LED-6/18W/2700K	1666.7 lm	18 W	80
	139-2270	LED-6/18W/2700K	1666.7 lm	18 W	80
	139-2017	LED-6/18W/3000K	1774.2 lm	18 W	80
	139-2017	LED-6/18W/3000K	1774.2 lm	18 W	80
	139-2018	LED-6/18W/4000K	1989.3 lm	18 W	80
	139-2018	LED-6/18W/4000K	1989.3 lm	18 W	80
 [M]	139-2277	LED-6/26W/2700K	2067.9 lm	26 W	80
	139-2277	LED-6/26W/2700K	2067.9 lm	26 W	80
	139-2032	LED-6/26W/3000K	2203.5 lm	26 W	80
	139-2032	LED-6/26W/3000K	2203.5 lm	26 W	80
	139-2033	LED-6/26W/4000K	2467.7 lm	26 W	80
	139-2033	LED-6/26W/4000K	2467.7 lm	26 W	80
	139-2247	LED-6/12W/2700K	1427.8 lm	12 W	80
	139-2247	LED-6/12W/2700K	1427.8 lm	12 W	80
	139-2001	LED-6/12W/3000K	1533.6 lm	12 W	80
	139-2001	LED-6/12W/3000K	1533.6 lm	12 W	80
	139-2002	LED-6/12W/4000K	1639.3 lm	12 W	80
	139-2002	LED-6/12W/4000K	1639.3 lm	12 W	80
	139-2244	LED-6/18W/2700K	2168.1 lm	18 W	80
	139-2244	LED-6/18W/2700K	2168.1 lm	18 W	80
	139-2011	LED-6/18W/3000K	2273.9 lm	18 W	80
	139-2011	LED-6/18W/3000K	2273.9 lm	18 W	80
	139-2012	LED-6/18W/4000K	2379.6 lm	18 W	80
	139-2012	LED-6/18W/4000K	2379.6 lm	18 W	80
139-2187	LED-6/26W/2700K	2667.5 lm	26 W	80	
139-2187	LED-6/26W/2700K	2667.5 lm	26 W	80	
139-2026	LED-6/26W/3000K	2821.4 lm	26 W	80	
139-2026	LED-6/26W/3000K	2821.4 lm	26 W	80	

Distribution de la lumière	Référence	Source lumineuse	Rated lumens	Rated input power	IRC
	139-2027	LED-6/26W/4000K	2949.6 lm	26 W	80
	139-2027	LED-6/26W/4000K	2949.6 lm	26 W	80