

Description

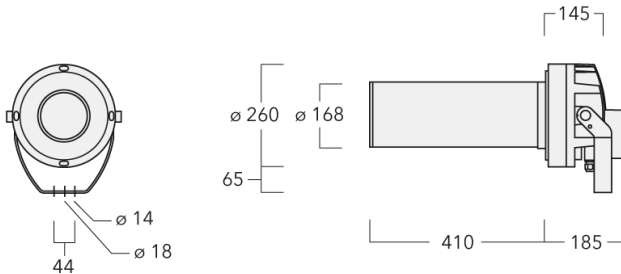
RGBW/RGBA Color Changer Profile Projector [FP] for framing applications, polygon shape.

Spherical/triple flat convex lens system. Aperture angle ranges from 14.6-19.8°.

IP66. Class I. IK07. Marine-grade, die-cast aluminum alloy. 5CE superior corrosion protection including PCS hardware. Silicone CCG® Controlled Compression Gasket. Safety glass lens. PMMA LED lens array. Integral driver, thermally separated. Factory-installed LED circuit board. RGBW/RGBA LED. DMX interface.

Color Boost technology: With Color Boost the targeted and selective control of individual channels or colors means that a higher power of the LEDs can be accessed than in total when all colors are simultaneously operated. The light output is thus maximized by targeted control of individual channels/colors.

For the M20 cable gland for network- and DMX-connection, WE-EF recommends a multi-core cable for DMX and power, "Power PUR-SR 3x1.5 + DMX".



Specify product with 7 Digit product code - Finish Color.
Accessories, such as mounting, optical, and electrical, must
be specified separately.
Example: XXX-XXXX-9004 (Black)
+ XXX-XXXX (Accessory 1)

Specifications

Material description

Body	Marine-grade, die-cast aluminium alloy			
Lens	Safety glass lens			
Colors	RAL9004	RAL9016	RAL8019	RAL9007
	Signal black	Traffic white	Grey brown	Grey aluminium
Gasket	Silicone CCG® Controlled Compression Gasket			
Fasteners	PCS Polymer Coated Stainless Steel Hardware			
Ingress protection	IP66			
Impact resistance	IK07			
Corrosion resistance	5CE superior corrosion protection system			


Electrical description

Power supply	Integral [ECG] electronic driver 120V-277V.
Driver / Ballast	Integral EC electronic converter with DMX Interface
Surge protection	Integral 10kV Surge Protector
Energy efficiency	G (Light source)

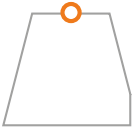
Additional information

Listings	ETL, UL-1598, CSA-C22.2#250.0. Suitable for Wet Locations.
Windage	1.073
Lifetime	Ta=25°/40° L90B10 > 90000h

Options

Light distribution	Color temperature	Nominal Watt
 [FP] symmetric Framing-Projector	3000K+RGBW	44 W
	4000K+RGBW	
	RGBA	

Configurations

Light distribution	Part ID	Light source	Delivered lumens	Rated input power	CRI
 [FP] symmetric Framing-Projector	139-3007_us	LED-1/44W/3000K+RGBW	1029.8 lm	44 W	80
	139-3007_us	LED-1/44W/3000K+RGBW	1029 lm	44 W	80
	139-3008_us	LED-1/44W/4000K+RGBW	1029.8 lm	44 W	80
	139-3008_us	LED-1/44W/4000K+RGBW	1029 lm	44 W	80
	139-3009_us	LED-1/44W/RGBA	908.7 lm	44 W	80
	139-3009_us	LED-1/44W/RGBA	907.9 lm	44 W	80