





Description

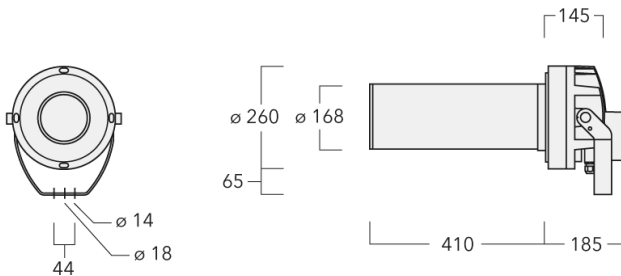
RGBW/RGBA Color Changer Profile Projector [GP] for projection of gobos on a surface.

Spherical/triple flat convex lens system. Aperture angle ranges from 16.6-18°.

Gobo size B. Gobo outside diameter 86 mm, max printable area $d = 60$ mm. WE-EF recommends $d = 48$ mm.

IP66. Class I. IK07. Marine-grade, die-cast aluminum alloy. 5CE superior corrosion protection including PCS hardware. Silicone CCG® Controlled Compression Gasket. Safety glass lens. One cable gland, second gland for through wiring on request. PMMA LED lens array. Integral driver, thermally separated. Factory-installed LED circuit board. RGBW/RGBA LED. DMX interface.

Color Boost technology: With Color Boost the targeted and selective control of individual channels or colors means that a higher power of the LEDs can be accessed than in total when all colors are simultaneously operated. The light output is thus maximized by targeted control of individual channels/colors.



For the M20 cable gland for network- and DMX-connection, WE-EF recommends a multi-core cable for DMX and power, "Power PUR-SR 3x1.5 + DMX".

Specify product with 7 Digit product code - Finish Color.
Accessories, such as mounting, optical, and electrical, must be specified separately.

Example: XXX-XXXX-9004 (Black)
+ XXX-XXXX (Accessory 1)

Specifications

Material description

Colors	RAL9004 Signal black	RAL9016 Traffic white	RAL8019 Grey brown	RAL9007 Grey aluminium
Ingress protection	IP66			
Impact resistance	IK07			


Electrical description

Power supply	Integral [ECG] electronic driver 120V-277V.
Surge protection	Integral 10kV Surge Protector
Energy efficiency	G (Light source)

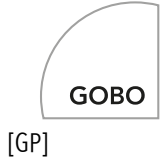
Additional information

Diameter (inches)	10.24
Listings	ETL, UL-1598, CSA-C22.2#250.0. Suitable for Wet Locations.
Lifetime	Ta=25°/40° L90B10 > 90000h

Options

Light distribution	Color temperature	Nominal Watt
 [GP]	3000K+RGBW	44 W
	4000K+RGBW	
	RGBA	

Configurations

Light distribution	Part ID	Light source	Delivered lumens	Rated input power	CRI
	139-2995	LED-1/44W/3000K+RGBW	608.2 lm	44 W	80
	139-2995	LED-1/44W/3000K+RGBW	813.4 lm	44 W	80
	139-2996	LED-1/44W/4000K+RGBW	608.2 lm	44 W	80
	139-2996	LED-1/44W/4000K+RGBW	813.4 lm	44 W	80
	139-2997	LED-1/44W/RGBA	536.7 lm	44 W	80
	139-2997	LED-1/44W/RGBA	717.7 lm	44 W	80