

**Description**

IP66, Class I. IK07. Marine-grade, die-cast aluminium alloy. 5CE superior corrosion protection + primer including PCS hardware. Silicone CCG® Controlled Compression Gasket. Safety glass lens. Two cable glands for improved wiring flexibility. Integral EC electronic converter, thermally separated. CAD-optimised optics for superior illumination and glare control. OLC® One LED Concept. Factory installed LED circuit board. 1-10V, DALI Interface or Eco Step Dim\_R\_ on request. Maximum one internal optical accessory possible. Optional 2200 K version available, except version [EES]. To be specified at time of ordering.

## Specifications

### Material description

Body	Marine-grade, die-cast aluminium alloy		
Lens	Safety glass lens		
Colours	<b>RAL9004</b>	<b>RAL9006</b>	<b>RAL9007</b>
	Signal black	White aluminium	Grey aluminium
Gasket	Silicone CCG® Controlled Compression Gasket		
Fasteners	PCS Polymer Coated Stainless Steel Hardware (unpainted)		
Ingress protection	IP66		
Impact resistance	IK07		
Corrosion resistance	5CE+Primer		

### Electrical description






Power supply	220-240V / 50-60 Hz
Driver / Ballast	Integral EC electronic convertor in thermally-separated compartment
Surge protection	6/6 kV (optional SP10)
Energy efficiency	The product is supplied with 10-year warranty. Please refer to the LED Warranty Statement located on <a href="http://www.we-ef.com">www.we-ef.com</a> for further details.

### Additional information

Lifetime	Ta=40° L90B10 > 90000h
----------	------------------------

**Options**

**Light distribution**

- 
[M] symmetric, medium beam
- 
[E] symmetric, narrow beam
- 
[EE] symmetric, very narrow beam
- 
[B] symmetric, wide beam
- 
[EES] symmetric, very narrow beam, sharp cut-off





**Colour temperature**


	3000K
	4000K
	2700K

**Nominal Watt**

- 24 W
- 36 W
- 52 W
- 48 W
- 72 W

**Configurations**

Light distribution	Part ID	Light source	Rated lumens	Rated input power	CRI
 <p>[B] symmetric, wide beam</p>	139-2241	LED-12/24W/2700K	2784.4 lm	24 W	80
	139-1907	LED-12/24W/3000K	2990.7 lm	24 W	80
	139-1908	LED-12/24W/4000K	3197 lm	24 W	80
	139-2239	LED-12/36W/2700K	4228.2 lm	36 W	80
	139-1909	LED-12/36W/3000K	4434.5 lm	36 W	80
	139-1910	LED-12/36W/4000K	4640.7 lm	36 W	80
	139-2226	LED-12/52W/2700K	5181.4 lm	52 W	80
	139-1911	LED-12/52W/3000K	5480.4 lm	52 W	80
	139-1912	LED-12/52W/4000K	5729.5 lm	52 W	80
	 <p>[E] symmetric, narrow beam</p>	139-2242	LED-12/24W/2700K	2761 lm	24 W
139-1832		LED-12/24W/3000K	2965.5 lm	24 W	80
139-1833		LED-12/24W/4000K	3170 lm	24 W	80
139-2079		LED-12/36W/2700K	4192.6 lm	36 W	80
139-1838		LED-12/36W/3000K	4397.1 lm	36 W	80
139-1839		LED-12/36W/4000K	4601.7 lm	36 W	80
139-2214		LED-12/52W/2700K	5117 lm	52 W	80
139-1844		LED-12/52W/3000K	5412.2 lm	52 W	80
139-1845		LED-12/52W/4000K	5658.2 lm	52 W	80
 <p>[EE] symmetric, very narrow beam</p>		139-2263	LED-12/24W/2700K	2905.3 lm	24 W
	139-1834	LED-12/24W/3000K	3120.5 lm	24 W	80
	139-1835	LED-12/24W/4000K	3335.7 lm	24 W	80
	139-2077	LED-12/36W/2700K	4411.8 lm	36 W	80
	139-1840	LED-12/36W/3000K	4627 lm	36 W	80
	139-1841	LED-12/36W/4000K	4842.2 lm	36 W	80
	139-2191	LED-12/52W/2700K	5483.7 lm	52 W	80
	139-1846	LED-12/52W/3000K	5800 lm	52 W	80
	139-1847	LED-12/52W/4000K	6063.7 lm	52 W	80
	 <p>[EES] symmetric, very narrow beam, sharp cut-off</p>	139-3125	LED-24/36W/2700K	3249.5 lm	36 W
139-3126		LED-24/36W/3000K	3473.6 lm	36 W	80
139-3127		LED-24/36W/4000K	3473.6 lm	36 W	80
139-3129		LED-24/48W/2700K	4257.9 lm	48 W	80
139-3130		LED-24/48W/3000K	4594.1 lm	48 W	80
139-3131		LED-24/48W/4000K	4594.1 lm	48 W	80
139-3133		LED-24/72W/2700K	5714.6 lm	72 W	80

Light distribution	Part ID	Light source	Rated lumens	Rated input power	CRI
 <p>[M] symmetric, medium beam</p>	139-3134	LED-24/72W/3000K	6162.8 lm	72 W	80
	139-3135	LED-24/72W/4000K	6162.8 lm	72 W	80
	139-2151	LED-12/24W/2700K	2934.9 lm	24 W	80
	139-1830	LED-12/24W/3000K	3152.3 lm	24 W	80
	139-1831	LED-12/24W/4000K	3369.7 lm	24 W	80
	139-2240	LED-12/36W/2700K	4456.7 lm	36 W	80
	139-1836	LED-12/36W/3000K	4674.1 lm	36 W	80
	139-1837	LED-12/36W/4000K	4891.5 lm	36 W	80
	139-2108	LED-12/52W/2700K	5435.2 lm	52 W	80
	139-1842	LED-12/52W/3000K	5748.8 lm	52 W	80
	139-1843	LED-12/52W/4000K	6010.1 lm	52 W	80