

Description

Tunable White. IP66, Class I. Class II on request. IK07. Marine-grade, die-cast aluminium alloy. 5CE superior corrosion protection including PCS hardware. Silicone CCG® Controlled Compression Gasket. Safety glass lens. One cable gland. Second gland for through-wiring on request. Integral EC electronic converter, thermally separated. CAD-optimised optics for superior illumination and glare control. OLC® One LED Concept. Factory-installed LED circuit board. DALI interface.

Specifications

Material description

Colours	RAL9004	RAL9006	RAL9007	RAL7016
	Signal black	White aluminium	Grey aluminium	Anthracite grey
	RAL9016			
	Traffic white			
Ingress protection	IP66			
Impact resistance	IK07			

Electrical description

Power supply	220-240V / 50-60 Hz
Surge protection	1/2 kV (optional SP10)
Energy efficiency	E (Light source)

Additional information

Lifetime	Ta=25° L90B10 > 90000h
----------	------------------------

Options

Light distribution



[B] symmetric, wide beam

2200-6000K

44 W

24 W



[M] symmetric, medium beam

2700-6000K



[E] symmetric, narrow beam







[EES] symmetric, very narrow beam, sharp cut-off

Colour temperature

Nominal Watt

Configurations

Light distribution	Part ID	Light source	Rated lumens	Rated input power	CRI
 <p>[B] symmetric, wide beam</p>	139-2044	LED-12/44W/2200-6000K	3815.8 lm	44 W	80
 <p>[E] symmetric, narrow beam</p>	139-2135	LED-12/44W/2200-6000K	4128.9 lm	44 W	80
 <p>[EES] symmetric, very narrow beam, sharp cut-off</p>	139-2423	LED-24/24W/2700-6000K	2129 lm	24 W	80
 <p>[M] symmetric, medium beam</p>	139-2045	LED-12/44W/2200-6000K	4058 lm	44 W	80