

**Description**

Tunable White. IP66, Class I. Class II on request. IK07. Marine-grade, die-cast aluminium alloy. 5CE superior corrosion protection including PCS hardware. Silicone CCG® Controlled Compression Gasket. Safety glass lens. One cable gland. Second gland for through-wiring on request. Integral EC electronic converter, thermally separated. CAD-optimised optics for superior illumination and glare control. OLC® One LED Concept. Factory-installed LED circuit board. DALI interface.

## Specifications

### Material description

Colours	<b>RAL9004</b>	<b>RAL9006</b>	<b>RAL9007</b>	<b>RAL7016</b>
	Signal black	White aluminium	Grey aluminium	Anthracite grey
	<b>RAL9016</b>			
	Traffic white			
Ingress protection	IP66			
Impact resistance	IK07			

### Electrical description

Power supply	220-240V / 50-60 Hz
Surge protection	1/2 kV (optional SP10)
Energy efficiency	E (Light source)

### Additional information

Lifetime	Ta=25° L90B10 > 90000h
----------	------------------------

**Options**

**Light distribution**



[B] symmetric, wide beam

2200-6000K

44 W

24 W



[M] symmetric, medium beam

2700-6000K







[E] symmetric, narrow beam



[EES] symmetric, very narrow beam, sharp cut-off

## Configurations

Light distribution	Part ID	Light source	Rated lumens	Rated input power	CRI
 <p>[B] symmetric, wide beam</p>	139-2044	LED-12/44W/2200-6000K	3815.8 lm	44 W	80
 <p>[E] symmetric, narrow beam</p>	139-2135	LED-12/44W/2200-6000K	4128.9 lm	44 W	80
 <p>[EES] symmetric, very narrow beam, sharp cut-off</p>	139-2423	LED-24/24W/2700-6000K	2129 lm	24 W	80
 <p>[M] symmetric, medium beam</p>	139-2045	LED-12/44W/2200-6000K	4058 lm	44 W	80