

Description

RGBW/RGBA Colour Changer. RGBW (white in 4000 K, 3000 K available on request) and RGBA. IP66. Class I. IK07. Marine-grade, die-cast aluminium alloy. 5CE superior corrosion protection including PCS hardware. Safety glass lens. Silicone CCG® Controlled Compression Gasket. Two cable glands.

Integral EC electronic converter in thermally separated compartment. Advanced thermal management protects LEDs while optimising lumens output. CAD-optimised optics for superior illumination and glare control. OLC® One LED Concept. LED circuit board with WE-EF Colour Boost Technology.

DMX Interface. For other control interface options to suit specific project requirements, contact WE-EF.

Specifications

Material description

Body	Marine-grade, die-cast aluminium alloy			
Lens	Safety glass lens			
Colours	RAL9004 Signal black	RAL9016 Traffic white	RAL7016 Anthracite grey	RAL9007 Grey aluminium
Gasket	Silicone CCG® Controlled Compression Gasket			
Fasteners	PCS Polymer Coated Stainless Steel Hardware			
Ingress protection	IP66			
Impact resistance	IK07			
Corrosion resistance	5CE			

Electrical description

Power supply	220-240V / 50-60 Hz
Driver / Ballast	Integral EC electronic converter in thermally-separated compartment
Surge protection	1/2 kV (optional SP10)

Additional information

Lifetime	Ta=25° L90B10 > 90000h
----------	------------------------

Options

Light distribution

Colour temperature

Nominal Watt



[M] symmetric, medium beam

4000K+RGBW

96 W

84 W



[E] symmetric, narrow beam

RGBA







[B] symmetric, wide beam



[EES] symmetric, very narrow beam, sharp cut-off

Configurations

Light distribution	Part ID	Light source	Rated lumens	Rated input power	CRI
	139-1931	LED-24/96W/4000K+RGBW	6755.7 lm	96 W	80
	139-2140	LED-24/96W/RGBA	6053.8 lm	96 W	80
[B] symmetric, wide beam					
	139-1879	LED-24/96W/4000K+RGBW	7119.6 lm	96 W	80
	139-2141	LED-24/96W/RGBA	6379.9 lm	96 W	80
[E] symmetric, narrow beam					
	139-2424	LED-4x12/84W/4000K+RGBW	5146.6 lm	84 W	80
	139-2426	LED-4x12/84W/RGBA	5094.6 lm	84 W	80
[EES] symmetric, very narrow beam, sharp cut-off					
	139-1877	LED-24/96W/4000K+RGBW	7258.3 lm	96 W	80
	139-2142	LED-24/96W/RGBA	6504.2 lm	96 W	80
[M] symmetric, medium beam					