

Description

IP66, Class I. Class II on request. IK07. Marine-grade, die-cast aluminium alloy. 5CE superior corrosion protection including PCS hardware. Silicone CCG® Controlled Compression Gasket. Safety glass lens. One cable gland. Second gland for through wiring on request. Integral EC electronic converter, thermally separated. CAD-optimised optics for superior illumination and glare control. OLC® One LED Concept. Factory installed LED circuit board. 1-10V, DALI Interface or Eco Step Dim® on request. Maximum one internal optical accessory possible.

Optional 2200 K version up to max. 1050mA available, except version [EES]. To be specified at time of ordering.

Specifications

Material description

Body	Marine-grade, die-cast aluminium alloy			
Lens	Safety glass lens			
Colours	RAL9004 Signal black	RAL9006 White aluminium	RAL9016 Traffic white	RAL7016 Anthracite grey
	RAL9007 Grey aluminium			
Gasket	Silicone rubber gasket			
Fasteners	PCS Polymer Coated Stainless Steel Hardware			
Ingress protection	IP66			
Impact resistance	IK07			
Corrosion resistance	5CE			

Electrical description






Power supply	220-240V / 50-60 Hz
Driver / Ballast	Standard. Optional DALI version available. To be specified at time of ordering.
Surge protection	6/6 kV (optional SP10)

Additional information

Lifetime	Ta=25° L90B10 > 90000h
----------	------------------------

Options

Light distribution

- 
[M] symmetric, medium beam
- 
[E] symmetric, narrow beam
- 
[EE] symmetric, very narrow beam
- 
[B] symmetric, wide beam
- 
[EES] symmetric, very narrow beam, sharp cut-off





Colour temperature


	3000K
	4000K
	2700K

Nominal Watt

48 W
72 W
104 W
96 W
127 W

Configurations

Light distribution	Part ID	Light source	Rated lumens	Rated input power	CRI
 <p>[B] symmetric, wide beam</p>	139-2251	LED-24/48W/2700K	5568.9 lm	48 W	80
	139-1921	LED-24/48W/3000K	5981.4 lm	48 W	80
	139-1922	LED-24/48W/4000K	6393.9 lm	48 W	80
	139-2249	LED-24/72W/2700K	8456.5 lm	72 W	80
	139-1923	LED-24/72W/3000K	8869 lm	72 W	80
	139-1924	LED-24/72W/4000K	9281.5 lm	72 W	80
	139-2227	LED-24/104W/2700K	10362.9 lm	104 W	80
	139-1925	LED-24/104W/3000K	10960.8 lm	104 W	80
	139-1926	LED-24/104W/4000K	11459 lm	104 W	80
	 <p>[E] symmetric, narrow beam</p>	139-2253	LED-24/48W/2700K	5522 lm	48 W
139-1814		LED-24/48W/3000K	5931 lm	48 W	80
139-1815		LED-24/48W/4000K	6340.1 lm	48 W	80
139-2250		LED-24/72W/2700K	8385.2 lm	72 W	80
139-1820		LED-24/72W/3000K	8794.3 lm	72 W	80
139-1821		LED-24/72W/4000K	9203.3 lm	72 W	80
139-2229		LED-24/104W/2700K	10234 lm	104 W	80
139-1826		LED-24/104W/3000K	10824.4 lm	104 W	80
139-1827		LED-24/104W/4000K	11316.5 lm	104 W	80
 <p>[EE] symmetric, very narrow beam</p>		139-2265	LED-24/48W/2700K	5810.6 lm	48 W
	139-1816	LED-24/48W/3000K	6241 lm	48 W	80
	139-1817	LED-24/48W/4000K	6671.5 lm	48 W	80
	139-2272	LED-24/72W/2700K	8823.6 lm	72 W	80
	139-1822	LED-24/72W/3000K	9254 lm	72 W	80
	139-1823	LED-24/72W/4000K	9684.4 lm	72 W	80
	139-2278	LED-24/104W/2700K	10967.4 lm	104 W	80
	139-1828	LED-24/104W/3000K	11600.1 lm	104 W	80
	139-1829	LED-24/104W/4000K	12127.4 lm	104 W	80
	 <p>[EES] symmetric, very narrow beam, sharp cut-off</p>	139-3137	LED-48/72W/2700K	6498.9 lm	72 W
139-3138		LED-48/72W/3000K	6947.1 lm	72 W	80
139-3139		LED-48/72W/4000K	6947.1 lm	72 W	80
139-3141		LED-48/96W/2700K	8515.8 lm	96 W	80
139-3142		LED-48/96W/3000K	9188.2 lm	96 W	80
139-3143		LED-48/96W/4000K	9188.2 lm	96 W	80
139-3145		LED-48/127W/2700K	10308.7 lm	127 W	80

Light distribution	Part ID	Light source	Rated lumens	Rated input power	CRI
 <p>[M] symmetric, medium beam</p>	139-3146	LED-48/127W/3000K	10981 lm	127 W	80
	139-3147	LED-48/127W/4000K	10981 lm	127 W	80
	139-2252	LED-24/48W/2700K	5869.9 lm	48 W	80
	139-1812	LED-24/48W/3000K	6304.7 lm	48 W	80
	139-1813	LED-24/48W/4000K	6739.5 lm	48 W	80
	139-2152	LED-24/72W/2700K	8913.5 lm	72 W	80
	139-1818	LED-24/72W/3000K	9348.3 lm	72 W	80
	139-1819	LED-24/72W/4000K	9783.1 lm	72 W	80
	139-2228	LED-24/104W/2700K	10870.4 lm	104 W	80
	139-1824	LED-24/104W/3000K	11497.6 lm	104 W	80
	139-1825	LED-24/104W/4000K	12020.2 lm	104 W	80