

Description

Tunable White. IP66, Class I. Class II on request. IK07. Marine-grade, die-cast aluminium alloy. 5CE superior corrosion protection including PCS hardware. Silicone CCG® Controlled Compression Gasket. Safety glass lens. One cable gland. Second gland for through-wiring on request. Integral EC electronic converter, thermally separated. CAD-optimised optics for superior illumination and glare control. OLC® One LED Concept. Factory-installed LED circuit board with Tunable White Technology. DALI Interface.

Specifications

Material description

Colours	RAL9004	RAL9006	RAL9007	RAL7016
	Signal black	White aluminium	Grey aluminium	Anthracite grey
	RAL9016			
	Traffic white			
Ingress protection	IP66			
Impact resistance	IK07			

Electrical description

Power supply	220-240V / 50-60 Hz
Surge protection	1/2 kV (optional SP10)

Additional information

Lifetime	Ta=25° L90B10 > 90000h
----------	------------------------

Options

Light distribution



[B] symmetric, wide beam

2200-6000K

88 W

48 W



[M] symmetric, medium beam

2700-6000K







[E] symmetric, narrow beam



[EES] symmetric, very narrow beam, sharp cut-off

Configurations

Light distribution	Part ID	Light source	Rated lumens	Rated input power	CRI
 <p>[B] symmetric, wide beam</p>	139-2047	LED-24/88W/2200-6000K	7631.5 lm	88 W	80
 <p>[E] symmetric, narrow beam</p>	139-2049	LED-24/88W/2200-6000K	8257.8 lm	88 W	80
 <p>[EES] symmetric, very narrow beam, sharp cut-off</p>	139-2427	LED-48/48W/2700-6000K	4257.9 lm	48 W	80
 <p>[M] symmetric, medium beam</p>	139-2048	LED-24/88W/2200-6000K	8116 lm	88 W	80