

Description

Tunable white projector. IP66. Class I. IK07. Marine-grade, die-cast aluminium alloy. 5CE superior corrosion protection including PCS hardware. Safety glass lens. Silicone CCG® Controlled Compression Gasket. Two cable glands.

Integral EC electronic converter in thermally-separated compartment. Advanced thermal management protects LEDs while optimising lumens output. CAD-optimised optics for superior illumination and glare control. OLC® One LED Concept. LED circuit board with Tunable White Technology.

DALI Interface . For other control interface options to suit specific project requirements, contact WE-EF.

Specifications

Material description

Colours	RAL9004 Signal black	RAL9007 Grey aluminium	RAL7016 Anthracite grey	RAL9016 Traffic white
Ingress protection	IP66			
Impact resistance	IK07			

Electrical description

Power supply	220-240V / 50-60 Hz
Surge protection	1/2 kV (optional SP10)

Additional information

Lifetime	Ta=25° L90B10 > 90000h
----------	------------------------

Options

Light distribution



[B] symmetric, wide beam

2200-6000K

88 W

48 W



[M] symmetric, medium beam

2700-6000K







[E] symmetric, narrow beam



[EES] symmetric, very narrow beam, sharp cut-off

Configurations

Light distribution	Part ID	Light source	Rated lumens	Rated input power	CRI
 <p>[B] symmetric, wide beam</p>	139-2047	LED-24/88W/2200-6000K	7631.5 lm	88 W	80
 <p>[E] symmetric, narrow beam</p>	139-2049	LED-24/88W/2200-6000K	8257.8 lm	88 W	80
 <p>[EES] symmetric, very narrow beam, sharp cut-off</p>	139-2427	LED-48/48W/2700-6000K	4257.9 lm	48 W	80
 <p>[M] symmetric, medium beam</p>	139-2048	LED-24/88W/2200-6000K	8116 lm	88 W	80