

Description

Combining robust performance with the optical superiority of WE-EF street and area lighting lens', the FLC200 series of projectors is suited to landmark installations. Constructed from marine-grade, die-cast aluminium alloy, with an IP66 rating, 5CE superior corrosion protection including PCS hardware and CCG® Controlled Compression Gasket. Safety glass lens. One cable gland. Second gland for through wiring on request. Integral EC electronic converter, thermally separated. CAD-optimised optics for superior illumination and glare control. OLC® One LED Concept. Factory installed LED circuit board. 1-10V, DALI Interface or Eco Step Dim® on request. Maximum one internal optical accessory possible. Optional 2200 K version up to max. 1050mA available. To be specified at time of ordering.

Specifications

Material description

Body	Marine-grade, die-cast aluminium alloy			
Lens	Safety glass lens			
Colours	RAL9004	RAL9007	RAL7016	RAL9016
	Signal black	Grey aluminium	Anthracite grey	Traffic white
Gasket	Silicone CCG® Controlled Compression Gasket			
Fasteners	PCS Polymer Coated Stainless Steel Hardware			
Ingress protection	IP66			
Impact resistance	IK07			
Corrosion resistance	5CE			

Electrical description


Power supply	220-240V / 50-60 Hz
Driver / Ballast	Integral EC electronic convertor in thermally-separated compartment
Power factor	> 0.9
Surge protection	6/6 kV (optional SP10)
Energy efficiency	C-D (Light source)


Additional information

Lifetime	Ta=25° L90B10 > 90000h
----------	------------------------


Options

Light distribution

 [S65] asymmetric, side throw

 [S70] asymmetric, side throw

 [P65] pedestrian/bicycle lane

 [A60] asymmetric, forward throw

 [R60] rectangular, side throw

[]

Colour temperature



2200K



2700K



3000K



4000K

Nominal Watt



48 W




72 W

96 W

144 W

Configurations

Light distribution	Part ID	Light source	Rated lumens	Rated input power	CRI	
 <p>[A60] asymmetric, forward throw</p>	139-3537	LED-48/144W/4000K	17109 lm	144 W	80	
	139-3457	LED-48/48W/2200K	5631 lm	48 W	70	
	139-3458	LED-48/48W/2700K	5631 lm	48 W	80	
	139-3459	LED-48/48W/3000K	6019.4 lm	48 W	80	
	139-3460	LED-48/48W/4000K	6601.9 lm	48 W	80	
	139-3482	LED-48/72W/2200K	7475.7 lm	72 W	70	
	139-3483	LED-48/72W/2700K	7766.9 lm	72 W	80	
	139-3484	LED-48/72W/3000K	8349.5 lm	72 W	80	
	139-3485	LED-48/72W/4000K	8932 lm	72 W	80	
	139-3506	LED-48/96W/2200K	10485.4 lm	96 W	70	
	139-3507	LED-48/96W/2700K	10485.4 lm	96 W	80	
	139-3508	LED-48/96W/3000K	11262.1 lm	96 W	80	
	139-3509	LED-48/96W/4000K	12038.8 lm	96 W	80	
	139-3530	LED-48/144W/2200K	14563 lm	144 W	70	
	139-3531	LED-48/144W/2700K	14563 lm	144 W	80	
	139-3532	LED-48/144W/3000K	15728.1 lm	144 W	80	
	139-3533	LED-48/144W/4000K	16698.9 lm	144 W	80	
	 <p>[P65] pedestrian/bicycle lane</p>	139-3453	LED-48/48W/2200K	5790.7 lm	48 W	70
		139-3454	LED-48/48W/2700K	5790.7 lm	48 W	80
		139-3455	LED-48/48W/3000K	6190.1 lm	48 W	80
139-3456		LED-48/48W/4000K	6789.1 lm	48 W	80	
139-3478		LED-48/72W/2200K	7687.7 lm	72 W	70	
139-3479		LED-48/72W/2700K	7987.2 lm	72 W	80	
139-3480		LED-48/72W/3000K	8586.2 lm	72 W	80	
139-3481		LED-48/72W/4000K	9185.3 lm	72 W	80	
139-3502		LED-48/96W/2200K	10782.7 lm	96 W	70	
139-3503		LED-48/96W/2700K	10782.7 lm	96 W	80	
139-3504		LED-48/96W/3000K	11581.4 lm	96 W	80	
139-3505		LED-48/96W/4000K	12380.1 lm	96 W	80	
139-3526		LED-48/144W/2200K	14976 lm	144 W	70	
139-3527		LED-48/144W/2700K	14976 lm	144 W	80	
139-3528		LED-48/144W/3000K	16174.1 lm	144 W	80	
139-3529		LED-48/144W/4000K	17172.5 lm	144 W	80	
139-3462		LED-48/48W/2200K	5520.1 lm	48 W	70	

Light distribution	Part ID	Light source	Rated lumens	Rated input power	CRI	
 <p>[R60] rectangular, side throw</p>	139-3463	LED-48/48W/2700K	5520.1 lm	48 W	80	
	139-3464	LED-48/48W/3000K	5900.8 lm	48 W	80	
	139-3465	LED-48/48W/4000K	6471.9 lm	48 W	80	
	139-3486	LED-48/72W/2200K	7328.4 lm	72 W	70	
	139-3487	LED-48/72W/2700K	7614 lm	72 W	80	
	139-3488	LED-48/72W/3000K	8185 lm	72 W	80	
	139-3489	LED-48/72W/4000K	8756.1 lm	72 W	80	
	139-3510	LED-48/96W/2200K	10278.9 lm	96 W	70	
	139-3511	LED-48/96W/2700K	10278.9 lm	96 W	80	
	139-3512	LED-48/96W/3000K	11040.2 lm	96 W	80	
	139-3513	LED-48/96W/4000K	11801.6 lm	96 W	80	
	139-3534	LED-48/144W/2200K	14276.2 lm	144 W	70	
	139-3535	LED-48/144W/2700K	14276.2 lm	144 W	80	
	139-3536	LED-48/144W/3000K	15418.3 lm	144 W	80	
 <p>[S65] asymmetric, side throw</p>	139-3445	LED-48/48W/2200K	6055.3 lm	48 W	70	
	139-3446	LED-48/48W/2700K	6055.3 lm	48 W	80	
	139-3447	LED-48/48W/3000K	6472.9 lm	48 W	80	
	139-3448	LED-48/48W/4000K	7099.4 lm	48 W	80	
	139-3470	LED-48/72W/2200K	8039 lm	72 W	70	
	139-3471	LED-48/72W/2700K	8352.2 lm	72 W	80	
	139-3472	LED-48/72W/3000K	8978.6 lm	72 W	80	
	139-3473	LED-48/72W/4000K	9605 lm	72 W	80	
	139-3494	LED-48/96W/2200K	11275.4 lm	96 W	70	
	139-3495	LED-48/96W/2700K	11275.4 lm	96 W	80	
	139-3496	LED-48/96W/3000K	12110.7 lm	96 W	80	
	139-3497	LED-48/96W/4000K	12945.9 lm	96 W	80	
	139-3518	LED-48/144W/2200K	15660.3 lm	144 W	70	
	139-3519	LED-48/144W/2700K	15660.3 lm	144 W	80	
	139-3520	LED-48/144W/3000K	16913.2 lm	144 W	80	
	139-3521	LED-48/144W/4000K	17957.2 lm	144 W	80	
	 <p>[S70] asymmetric, side throw</p>	139-3449	LED-48/48W/2200K	5769.3 lm	48 W	70
		139-3450	LED-48/48W/2700K	5769.3 lm	48 W	80
139-3451		LED-48/48W/3000K	6167.2 lm	48 W	80	
139-3452		LED-48/48W/4000K	6764 lm	48 W	80	
139-3474		LED-48/72W/2200K	7659.3 lm	72 W	70	
139-3475		LED-48/72W/2700K	7957.7 lm	72 W	80	

Light distribution	Part ID	Light source	Rated lumens	Rated input power	CRI
	139-3476	LED-48/72W/3000K	8554.5 lm	72 W	80
	139-3477	LED-48/72W/4000K	9151.3 lm	72 W	80
	139-3498	LED-48/96W/2200K	10742.9 lm	96 W	70
	139-3499	LED-48/96W/2700K	10742.9 lm	96 W	80
	139-3500	LED-48/96W/3000K	11538.6 lm	96 W	80
	139-3501	LED-48/96W/4000K	12334.4 lm	96 W	80
	139-3522	LED-48/144W/2200K	14920.7 lm	144 W	70
	139-3523	LED-48/144W/2700K	14920.7 lm	144 W	80
	139-3524	LED-48/144W/3000K	16114.3 lm	144 W	80
	139-3525	LED-48/144W/4000K	17109 lm	144 W	80