

**Description**

Combining robust performance with the optical superiority of WE-EF street and area lighting lens', the FLC200 series of projectors is suited to landmark installations. Constructed from marine-grade, die-cast aluminium alloy, with an IP66 rating, 5CE superior corrosion protection including PCS hardware and CCG® Controlled Compression Gasket. Safety glass lens. One cable gland. Second gland for through wiring on request. Integral EC electronic converter, thermally separated. CAD-optimised optics for superior illumination and glare control. OLC® One LED Concept. Factory installed LED circuit board. 1-10V, DALI Interface or Eco Step Dim® on request. Maximum one internal optical accessory possible. Optional 2200 K version up to max. 1050mA available. To be specified at time of ordering.

## Specifications

### Material description

Body	Marine-grade, die-cast aluminium alloy			
Lens	Safety glass lens			
Colours	<b>RAL9004</b> Signal black	<b>RAL9006</b> White aluminium	<b>RAL9007</b> Grey aluminium	<b>RAL7016</b> Anthracite grey
	<b>RAL9016</b> Traffic white			
Gasket	Silicone CCG® Controlled Compression Gasket			
Fasteners	PCS Polymer Coated Stainless Steel Hardware			
Ingress protection	IP66			
Impact resistance	IK07			
Corrosion resistance	5CE			

### Electrical description


Power supply	220-240V / 50-60 Hz
Driver / Ballast	Standard. Optional DALI version available. To be specified at time of ordering.
Power factor	> 0.9
Surge protection	6/6 kV (optional SP10)
Energy efficiency	C-D (Light source)


### Additional information

Lifetime	Ta=25° L90B10 > 90000h
----------	------------------------

**Options**

**Light distribution**

 [S65] asymmetric, side throw

 [S70] asymmetric, side throw


 [P65] pedestrian/bicycle lane

 [R60] rectangular, side throw

[ ]

**Colour temperature**

 2200K

 2700K

 3000K

 4000K

**Nominal Watt**



48 W



72 W

96 W

144 W

## Configurations

Light distribution	Part ID	Light source	Rated lumens	Rated input power	CRI	
 <p>[P65] pedestrian/bicycle lane</p>	139-3537	LED-48/144W/4000K	17109 lm	144 W	80	
	139-3453	LED-48/48W/2200K	5790.7 lm	48 W	70	
	139-3454	LED-48/48W/2700K	5790.7 lm	48 W	80	
	139-3455	LED-48/48W/3000K	6190.1 lm	48 W	80	
	139-3456	LED-48/48W/4000K	6789.1 lm	48 W	80	
	139-3478	LED-48/72W/2200K	7687.7 lm	72 W	70	
	139-3479	LED-48/72W/2700K	7987.2 lm	72 W	80	
	139-3480	LED-48/72W/3000K	8586.2 lm	72 W	80	
	139-3481	LED-48/72W/4000K	9185.3 lm	72 W	80	
	139-3502	LED-48/96W/2200K	10782.7 lm	96 W	70	
	139-3503	LED-48/96W/2700K	10782.7 lm	96 W	80	
	139-3504	LED-48/96W/3000K	11581.4 lm	96 W	80	
	139-3505	LED-48/96W/4000K	12380.1 lm	96 W	80	
	139-3526	LED-48/144W/2200K	14976 lm	144 W	70	
	139-3527	LED-48/144W/2700K	14976 lm	144 W	80	
	139-3528	LED-48/144W/3000K	16174.1 lm	144 W	80	
	139-3529	LED-48/144W/4000K	17172.5 lm	144 W	80	
	 <p>[R60] rectangular, side throw</p>	139-3462	LED-48/48W/2200K	5520.1 lm	48 W	70
		139-3463	LED-48/48W/2700K	5520.1 lm	48 W	80
		139-3464	LED-48/48W/3000K	5900.8 lm	48 W	80
139-3465		LED-48/48W/4000K	6471.9 lm	48 W	80	
139-3486		LED-48/72W/2200K	7328.4 lm	72 W	70	
139-3487		LED-48/72W/2700K	7614 lm	72 W	80	
139-3488		LED-48/72W/3000K	8185 lm	72 W	80	
139-3489		LED-48/72W/4000K	8756.1 lm	72 W	80	
139-3510		LED-48/96W/2200K	10278.9 lm	96 W	70	
139-3511		LED-48/96W/2700K	10278.9 lm	96 W	80	
139-3512		LED-48/96W/3000K	11040.2 lm	96 W	80	
139-3513		LED-48/96W/4000K	11801.6 lm	96 W	80	
139-3534		LED-48/144W/2200K	14276.2 lm	144 W	70	
139-3535		LED-48/144W/2700K	14276.2 lm	144 W	80	
139-3536		LED-48/144W/3000K	15418.3 lm	144 W	80	
139-3445		LED-48/48W/2200K	6055.3 lm	48 W	70	
139-3446		LED-48/48W/2700K	6055.3 lm	48 W	80	

Light distribution	Part ID	Light source	Rated lumens	Rated input power	CRI
 <p>[S65] asymmetric, side throw</p>	139-3447	LED-48/48W/3000K	6472.9 lm	48 W	80
	139-3448	LED-48/48W/4000K	7099.4 lm	48 W	80
	139-3470	LED-48/72W/2200K	8039 lm	72 W	70
	139-3471	LED-48/72W/2700K	8352.2 lm	72 W	80
	139-3472	LED-48/72W/3000K	8978.6 lm	72 W	80
	139-3473	LED-48/72W/4000K	9605 lm	72 W	80
	139-3494	LED-48/96W/2200K	11275.4 lm	96 W	70
	139-3495	LED-48/96W/2700K	11275.4 lm	96 W	80
	139-3496	LED-48/96W/3000K	12110.7 lm	96 W	80
	139-3497	LED-48/96W/4000K	12945.9 lm	96 W	80
	139-3518	LED-48/144W/2200K	15660.3 lm	144 W	70
	139-3519	LED-48/144W/2700K	15660.3 lm	144 W	80
	139-3520	LED-48/144W/3000K	16913.2 lm	144 W	80
	139-3521	LED-48/144W/4000K	17957.2 lm	144 W	80
 <p>[S70] asymmetric, side throw</p>	139-3449	LED-48/48W/2200K	5769.3 lm	48 W	70
	139-3450	LED-48/48W/2700K	5769.3 lm	48 W	80
	139-3451	LED-48/48W/3000K	6167.2 lm	48 W	80
	139-3452	LED-48/48W/4000K	6764 lm	48 W	80
	139-3474	LED-48/72W/2200K	7659.3 lm	72 W	70
	139-3475	LED-48/72W/2700K	7957.7 lm	72 W	80
	139-3476	LED-48/72W/3000K	8554.5 lm	72 W	80
	139-3477	LED-48/72W/4000K	9151.3 lm	72 W	80
	139-3498	LED-48/96W/2200K	10742.9 lm	96 W	70
	139-3499	LED-48/96W/2700K	10742.9 lm	96 W	80
	139-3500	LED-48/96W/3000K	11538.6 lm	96 W	80
	139-3501	LED-48/96W/4000K	12334.4 lm	96 W	80
	139-3522	LED-48/144W/2200K	14920.7 lm	144 W	70
	139-3523	LED-48/144W/2700K	14920.7 lm	144 W	80
	139-3524	LED-48/144W/3000K	16114.3 lm	144 W	80
	139-3525	LED-48/144W/4000K	17109 lm	144 W	80