

Description

RGBW/RGBA Colour Changer. RGBW (white in 4000 K, 3000 K available on request) and RGBA. IP66. Class I. IK07. Marine-grade, die-cast aluminium alloy. 5CE superior corrosion protection including PCS hardware. Safety glass lens. Silicone CCG® Controlled Compression Gasket. Two cable glands.

Integral EC electronic converter in thermally separated compartment. Advanced thermal management protects LEDs while optimising lumens output. CAD-optimised optics for superior illumination and glare control. OLC® One LED Concept. LED circuit board with WE-EF Colour Boost Technology.

DMX Interface. For other control interface options to suit specific project requirements, contact WE-EF.

Specifications

Material description

Body	Marine-grade, die-cast aluminium alloy			
Lens	Safety glass lens			
Colours	RAL9004	RAL9016	RAL7016	RAL9007
	Signal black	Traffic white	Anthracite grey	Grey aluminium
Gasket	Silicone CCG® Controlled Compression Gasket			
Fasteners	PCS Polymer Coated Stainless Steel Hardware			
Ingress protection	IP66			
Impact resistance	IK07			
Corrosion resistance	5CE			

Electrical description

Power supply	220-240V / 50-60 Hz
Driver / Ballast	Integral EC electronic converter in thermally-separated compartment
Surge protection	1/2 kV (optional SP10)
Energy efficiency	G (Light source)

Additional information

Windage	0.116 m ²
Lifetime	Ta=25° L90B10 > 90000h

Options

Light distribution

Colour temperature

Nominal Watt



[M] symmetric, medium beam

4000K+RGBW

144 W

126 W



[E] symmetric, narrow beam

RGBA







[B] symmetric, wide beam



[EES] symmetric, very narrow beam, sharp cut-off

Configurations

Light distribution	Part ID	Light source	Rated lumens	Rated input power	CRI
	139-1965	LED-36/144W/4000K+RGBW	10133.6 lm	144 W	80
	139-2143	LED-36/144W/RGBA	9080.7 lm	144 W	80
[B] symmetric, wide beam					
	139-1891	LED-36/144W/4000K+RGBW	10679.4 lm	144 W	80
	139-2144	LED-36/144W/RGBA	9569.8 lm	144 W	80
[E] symmetric, narrow beam					
	139-2428	LED-4x18/126W/4000K+RGBW	7719.9 lm	126 W	80
	139-2430	LED-4x18/126W/RGBA	7641.9 lm	126 W	80
[EES] symmetric, very narrow beam, sharp cut-off					
	139-1889	LED-36/144W/4000K+RGBW	10887.4 lm	144 W	80
	139-2145	LED-36/144W/RGBA	9756.2 lm	144 W	80
[M] symmetric, medium beam					