





Description

RGBW/RGBA Color Changer.

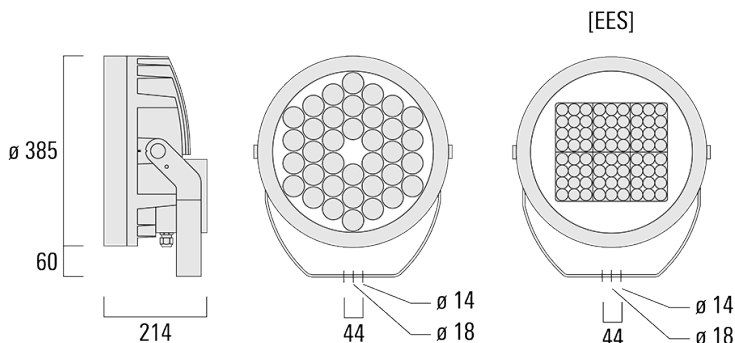
IP66. Class I. IK07. Marine-grade, die-cast aluminum alloy. 5CE superior corrosion protection including PCS hardware. Silicone CCG® Controlled Compression Gasket. Safety glass lens. One cable gland, second gland for through wiring on request. CAD-optimized optics for superior illumination and glare control. Integral driver, thermally separated. OLC® One LED Concept. Factory-installed LED circuit board. DMX interface.

For the M20 cable gland for network- and DMX-connection, WE-EF recommends a multi-core cable for DMX and power, "Power PUR-SR 3x1.5 + DMX".

Color Boost technology:

With Color Boost the targeted and selective control of individual channels or colors means that a higher power of the LEDs can be accessed than in total when all colors are simultaneously operated. The light output is thus maximized by targeted control of individual channels/ colors.

Specify product with 7 Digit product code - Finish Color.



Accessories, such as mounting, optical, and electrical, must be specified separately.

Example: XXX-XXXX-9004 (Black)

+ XXX-XXXX (Accessory 1)

Specifications

Material description

Body	Marine-grade, die-cast aluminium alloy			
Lens	Safety glass lens			
Colors	RAL9004	RAL9016	RAL8019	RAL9007
	Signal black	Traffic white	Grey brown	Grey aluminium
Gasket	Silicone CCG® Controlled Compression Gasket			
Fasteners	PCS Polymer Coated Stainless Steel Hardware			
Ingress protection	IP66			
Impact resistance	IK07			
Corrosion resistance	5CE			





Electrical description

Power supply	Integral [ECG] electronic driver 120V-277V.
Surge protection	Integral 10kV Surge Protector
Energy efficiency	G (Light source)





Additional information

Diameter (inches)	15.15
Listings	ETL, UL-1598, CSA-C22.2#250.0. Suitable for Wet Locations.
Windage	1.5
Lifetime	Ta=25°/40° L90B10 > 90000h

Options

Light distribution	Color temperature	Nominal Watt
 [M]	4000K+RGBW	144 W 126 W
 [E]	RGBA	
 [B]		
 [EES]		

Configurations

Light distribution	Part ID	Light source	Delivered lumens	Rated input power	CRI
	139-1965	LED-36/144W/4000K+RGBW	10133.6 lm	144 W	80
	139-2143	LED-36/144W/RGBA	9080.7 lm	144 W	80
[B]					
	139-1891	LED-36/144W/4000K+RGBW	10679.4 lm	144 W	80
	139-1891	LED-36/144W/4000K+RGBW	10679.4 lm	144 W	80
	139-2144	LED-36/144W/RGBA	9569.8 lm	144 W	80
	139-2144	LED-36/144W/RGBA	9569.8 lm	144 W	80
[E]					
	139-2428	LED-4x18/126W/4000K+RGBW	7719.9 lm	126 W	80
	139-2428	LED-4x18/126W/4000K+RGBW	7719.9 lm	126 W	80
	139-2430	LED-4x18/126W/RGBA	7641.9 lm	126 W	80
	139-2430	LED-4x18/126W/RGBA	7641.9 lm	126 W	80
[EES]					
	139-1889	LED-36/144W/4000K+RGBW	10887.4 lm	144 W	80
	139-1889	LED-36/144W/4000K+RGBW	10887.4 lm	144 W	80
	139-2145	LED-36/144W/RGBA	9756.2 lm	144 W	80
	139-2145	LED-36/144W/RGBA	9756.2 lm	144 W	80
[M]					