

Description

IP66, Class I. IK07. Marine-grade, die-cast aluminium alloy. 5CE superior corrosion protection + primer including PCS hardware. Silicone CCG® Controlled Compression Gasket. Safety glass lens. Two cable glands for improved wiring flexibility. Integral EC electronic converter, thermally separated. CAD-optimised optics for superior illumination and glare control. OLC® One LED Concept. Factory installed LED circuit board. 1-10V, DALI Interface or Eco Step Dim_R_ on request. Maximum one internal optical accessory possible. Optional 2200 K version available, except version [EES]. To be specified at time of ordering.

Specifications

Material description

Body	Marine-grade, die-cast aluminium alloy		
Lens	Safety glass lens		
Colours	RAL9004	RAL9006	RAL9007
	Signal black	White aluminium	Grey aluminium
Gasket	Silicone CCG® Controlled Compression Gasket		
Fasteners	PCS Polymer Coated Stainless Steel Hardware (unpainted)		
Ingress protection	IP66		
Impact resistance	IK07		
Corrosion resistance	5CE+Primer		

Electrical description






Power supply	230V / 50 Hz
Driver / Ballast	Integral EC electronic converter in thermally-separated compartment
Surge protection	6/6 kV (optional SP10)
Energy efficiency	The product is supplied with 10-year warranty. Please refer to the LED Warranty Statement located on www.we-ef.com for further details.

Additional information




Windage	0.116 m ²
Lifetime	Ta=40° L90B10 > 90000h

Options

Light distribution

- 
[M] symmetric, medium beam
- 
[E] symmetric, narrow beam
- 
[EE] symmetric, very narrow beam
- 
[B] symmetric, wide beam
- 
[EES] symmetric, very narrow beam, sharp cut-off





Colour temperature


- 
3000K
- 
4000K
- 
2700K

Nominal Watt

- 72 W
- 108 W
- 155 W
- 144 W

Configurations

Light distribution	Part ID	Light source	Rated lumens	Rated input power	CRI
 <p>[B] symmetric, wide beam</p>	139-2257	LED-36/72W/2700K	8353.3 lm	72 W	80
	139-1955	LED-36/72W/3000K	8972.1 lm	72 W	80
	139-1956	LED-36/72W/4000K	9590.9 lm	72 W	80
	139-2254	LED-36/108W/2700K	12684.7 lm	108 W	80
	139-1959	LED-36/108W/3000K	13303.5 lm	108 W	80
	139-1960	LED-36/108W/4000K	13922.2 lm	108 W	80
	139-2230	LED-36/155W/2700K	15544.3 lm	155 W	80
	139-1963	LED-36/155W/3000K	16441.1 lm	155 W	80
	139-1964	LED-36/155W/4000K	17188.5 lm	155 W	80
	 <p>[E] symmetric, narrow beam</p>	139-2259	LED-36/72W/2700K	8283 lm	72 W
139-1808		LED-36/72W/3000K	8896.5 lm	72 W	80
139-1809		LED-36/72W/4000K	9510.1 lm	72 W	80
139-2256		LED-36/108W/2700K	12577.9 lm	108 W	80
139-1793		LED-36/108W/3000K	13191.4 lm	108 W	80
139-1794		LED-36/108W/4000K	13805 lm	108 W	80
139-2231		LED-36/155W/2700K	15351 lm	155 W	80
139-1799		LED-36/155W/3000K	16236.7 lm	155 W	80
139-1800		LED-36/155W/4000K	16974.7 lm	155 W	80
 <p>[EE] symmetric, very narrow beam</p>		139-2267	LED-36/72W/2700K	8715.9 lm	72 W
	139-1810	LED-36/72W/3000K	9361.6 lm	72 W	80
	139-1811	LED-36/72W/4000K	10007.2 lm	72 W	80
	139-2274	LED-36/108W/2700K	13235.3 lm	108 W	80
	139-1795	LED-36/108W/3000K	13881 lm	108 W	80
	139-1796	LED-36/108W/4000K	14526.6 lm	108 W	80
	139-2281	LED-36/155W/2700K	16451 lm	155 W	80
	139-1801	LED-36/155W/3000K	17400.1 lm	155 W	80
	139-1802	LED-36/155W/4000K	18191.1 lm	155 W	80
	 <p>[EES] symmetric, very narrow beam, sharp cut-off</p>	139-3149	LED-72/108W/2700K	9748.4 lm	108 W
139-3150		LED-72/108W/3000K	10420.7 lm	108 W	80
139-3151		LED-72/108W/4000K	10420.7 lm	108 W	80
139-3154		LED-72/144W/3000K	13782.2 lm	144 W	80
139-2258		LED-36/72W/2700K	8804.8 lm	72 W	80
139-1806	LED-36/72W/3000K	9457 lm	72 W	80	

Light distribution	Part ID	Light source	Rated lumens	Rated input power	CRI
 <p>[M] symmetric, medium beam</p>	139-1807	LED-36/72W/4000K	10109.2 lm	72 W	80
	139-2255	LED-36/108W/2700K	13370.2 lm	108 W	80
	139-1791	LED-36/108W/3000K	14022.4 lm	108 W	80
	139-1792	LED-36/108W/4000K	14674.6 lm	108 W	80
	139-2175	LED-36/155W/2700K	16305.6 lm	155 W	80
	139-1797	LED-36/155W/3000K	17246.3 lm	155 W	80
	139-1798	LED-36/155W/4000K	18030.3 lm	155 W	80