

**Description**

Tunable White. IP66, Class I. Class II on request. IK07. Marine-grade, die-cast aluminium alloy. 5CE superior corrosion protection including PCS hardware. Silicone CCG® Controlled Compression Gasket. Safety glass lens. One cable gland. Second gland for through-wiring on request. Integral EC electronic converter, thermally separated. CAD-optimised optics for superior illumination and glare control. OLC® One LED Concept. Factory-installed LED circuit board with Tunable White Technology. DALI Interface.

## Specifications

### Material description

Colours	<b>RAL9004</b>	<b>RAL9006</b>	<b>RAL9007</b>	<b>RAL7016</b>
	Signal black	White aluminium	Grey aluminium	Anthracite grey
	<b>RAL9016</b>			
	Traffic white			
Ingress protection	IP66			
Impact resistance	IK07			

### Electrical description

Power supply	220-240V / 50-60 Hz
Surge protection	1/2 kV (optional SP10)
Energy efficiency	E (Light source)

### Additional information

Lifetime	Ta=25° L90B10 > 90000h
----------	------------------------

**Options**

**Light distribution**



[B] symmetric, wide beam

2200-6000K

132 W

72 W



[M] symmetric, medium beam

2700-6000K



[E] symmetric, narrow beam







[EES] symmetric, very narrow beam, sharp cut-off

**Colour temperature**

**Nominal Watt**

## Configurations

Light distribution	Part ID	Light source	Rated lumens	Rated input power	CRI
 <p>[B] symmetric, wide beam</p>	139-2050	LED-36/132W/2200-6000K	11447.3 lm	132 W	80
 <p>[E] symmetric, narrow beam</p>	139-2052	LED-36/132W/2200-6000K	12386.8 lm	132 W	80
 <p>[EES] symmetric, very narrow beam, sharp cut-off</p>	139-2431	LED-72/72W/2700-6000K	6386.9 lm	72 W	80
 <p>[M] symmetric, medium beam</p>	139-2051	LED-36/132W/2200-6000K	12174 lm	132 W	80