

Description

IP66. IK07. Marine-grade, die-cast aluminium alloy. 5CE superior corrosion protection including PCS hardware. Safety glass lens. Silicone CCG® Controlled Compression Gasket. Luminaire is factory-sealed and does not need to be opened during installation. Knuckle permits 340° rotation, forward tilt 73° and backward tilt 90°.

Advanced thermal management protects LEDs while optimising lumens output. CAD-optimised optics for superior illumination and glare control. Including 1.5 m of flexible PVC free cable.

Mains voltage versions, ON-OFF Class I. Integral EC electronic converter.

Optical accessories are factory-installed. To be specified at time of ordering.

Specifications

Material description

Colours	RAL9004	RAL9007	RAL7016	RAL9016
	Signal black	Grey aluminium	Anthracite grey	Traffic white
	RAL9006			
	White aluminium			
Ingress protection	IP66			
Impact resistance	IK07			

Electrical description

Energy efficiency	D-E (Light source)
-------------------	--------------------

Additional information

Lifetime	Ta=25° L90B10 > 90000h
----------	------------------------

Options

Light distribution



[B] symmetric, wide beam



[M] symmetric, medium beam



[E] symmetric, narrow beam



[EE] symmetric, very narrow beam



[EES] symmetric, very narrow beam, sharp cut-off

Colour temperature



2700K



3000K








4000K

Nominal Watt

4 W

Configurations

Light distribution	Part ID	Light source	Rated lumens	Rated input power	CRI
	145-7180	LED-1/4W/2700K	379.1 lm	4 W	80
	145-7181	LED-1/4W/3000K	379.1 lm	4 W	80
	145-7182	LED-1/4W/4000K	410.1 lm	4 W	80
[B] symmetric, wide beam					
	145-7240	LED-1/4W/2700K	415.2 lm	4 W	80
	145-7241	LED-1/4W/3000K	415.2 lm	4 W	80
	145-7242	LED-1/4W/4000K	449.1 lm	4 W	80
[E] symmetric, narrow beam					
	145-7186	LED-1/4W/2700K	415.5 lm	4 W	80
	145-7187	LED-1/4W/3000K	415.5 lm	4 W	80
	145-7188	LED-1/4W/4000K	449.5 lm	4 W	80
[EE] symmetric, very narrow beam					
	145-7189	LED-1/4W/2700K	382.2 lm	4 W	80
	145-7190	LED-1/4W/3000K	382.2 lm	4 W	80
	145-7191	LED-1/4W/4000K	411.6 lm	4 W	80
[EES] symmetric, very narrow beam, sharp cut-off					
	145-7183	LED-1/4W/2700K	398.4 lm	4 W	80
	145-7184	LED-1/4W/3000K	398.4 lm	4 W	80
	145-7185	LED-1/4W/4000K	431 lm	4 W	80
[M] symmetric, medium beam					