

**Description**

IP66. IK07. Marine-grade, die-cast aluminium alloy. 5CE superior corrosion protection including PCS hardware. Safety glass lens. Silicone CCG® Controlled Compression Gasket. Luminaire is factory-sealed and does not need to be opened during installation.

Advanced thermal management protects LEDs while optimising lumens output. CAD-optimised optics for superior illumination and glare control. Including 5 ft of flexible PVC free cable.

Optical accessories are factory-installed. To be specified at time of ordering.

4W / 120V mains voltage version, ON-OFF Class I. Non-dimming.

6W / 24V DC low voltage version available upon request, ON-OFF Class III. Non-dimming.

Dimmable versions can only be done with a remote driver (120-277V)

347V remote driver on request.

## Specifications

### Material description

Colors	<b>RAL9004</b> Signal black	<b>RAL9007</b> Grey aluminium	<b>RAL9016</b> Traffic white	<b>RAL8019</b> Grey brown
Ingress protection	IP66			
Impact resistance	IK07			

### Electrical description

Power supply	120V AC/50-60 Hz (24V DC available upon request)
Driver / Ballast	Integral EC electronic converter (ON/OFF only)
Energy efficiency	0-10V Dimming with Remote Driver only

### Additional information

Listings	ETL, UL-1598, CSA-C22.2#250.0. Suitable for Wet Locations
Windage	0.16 ft <sup>2</sup>
Lifetime	Ta=25°/40° L90B10 > 90000h

**Options**

**Light distribution**

**Color temperature**

**Nominal Watt**



[B] symmetric, wide beam



[M] symmetric, medium beam



[E] symmetric, narrow beam



[EE] symmetric, very narrow beam



[EES] symmetric, very narrow beam, sharp cut-off



2700K








3000K



4000K

4 W

**Configurations**

Light distribution	Part ID	Light source	Delivered lumens	Rated input power	CRI
	145-7180	LED-1/4W/2700K	379.1 lm	4 W	80
	145-7181	LED-1/4W/3000K	379.1 lm	4 W	80
	145-7182	LED-1/4W/4000K	410.1 lm	4 W	80
[B] symmetric, wide beam					
	145-7240	LED-1/4W/2700K	415.2 lm	4 W	80
	145-7241	LED-1/4W/3000K	415.2 lm	4 W	80
	145-7242	LED-1/4W/4000K	449.1 lm	4 W	80
[E] symmetric, narrow beam					
	145-7186	LED-1/4W/2700K	415.5 lm	4 W	80
	145-7187	LED-1/4W/3000K	415.5 lm	4 W	80
	145-7188	LED-1/4W/4000K	449.5 lm	4 W	80
[EE] symmetric, very narrow beam					
	145-7189	LED-1/4W/2700K	382.2 lm	4 W	80
	145-7190	LED-1/4W/3000K	382.2 lm	4 W	80
	145-7191	LED-1/4W/4000K	411.6 lm	4 W	80
[EES] symmetric, very narrow beam, sharp cut-off					
	145-7183	LED-1/4W/2700K	398.4 lm	4 W	80
	145-7184	LED-1/4W/3000K	398.4 lm	4 W	80
	145-7185	LED-1/4W/4000K	431 lm	4 W	80
[M] symmetric, medium beam					