

Description

IP66. IK07. Marine-grade, die-cast aluminium alloy. 5CE superior corrosion protection including PCS hardware. Safety glass lens. Silicone CCG® Controlled Compression Gasket. Luminaire is factory-sealed and does not need to be opened during installation. Knuckle permits 340° rotation, forward tilt 30° and backward tilt 90°.

Advanced thermal management protects LEDs while optimising lumens output. CAD-optimised optics for superior illumination and glare control.

Mains voltage versions, ON-OFF Class I. Integral EC electronic converter.

Optical accessories are factory-installed. To be specified at time of ordering.

Specifications

Material description

Colours	RAL9004	RAL9007	RAL7016	RAL9016
	Signal black	Grey aluminium	Anthracite grey	Traffic white
	RAL9006			
	White aluminium			
Ingress protection	IP66			
Impact resistance	IK07			

Electrical description

Power supply	220-240V / 50-60 Hz
Energy efficiency	D-E (Light source)

Additional information

Lifetime	Ta=25° L90B10 > 90000h
----------	------------------------

Options

Light distribution



[B] symmetric, wide beam



[M] symmetric, medium beam



[E] symmetric, narrow beam



[EE] symmetric, very narrow beam



[EES] symmetric, very narrow beam, sharp cut-off

Colour temperature



2700K



3000K








4000K

Nominal Watt

4 W

Configurations

Light distribution	Part ID	Light source	Rated lumens	Rated input power	CRI
	145-7192	LED-1/4W/2700K	379.1 lm	4 W	80
	145-7193	LED-1/4W/3000K	379.1 lm	4 W	80
	145-7194	LED-1/4W/4000K	410.1 lm	4 W	80
[B] symmetric, wide beam					
	145-7243	LED-1/4W/2700K	415.2 lm	4 W	80
	145-7244	LED-1/4W/3000K	415.2 lm	4 W	80
	145-7245	LED-1/4W/4000K	449.1 lm	4 W	80
[E] symmetric, narrow beam					
	145-7198	LED-1/4W/2700K	415.5 lm	4 W	80
	145-7199	LED-1/4W/3000K	415.5 lm	4 W	80
	145-7200	LED-1/4W/4000K	449.5 lm	4 W	80
[EE] symmetric, very narrow beam					
	145-7201	LED-1/4W/2700K	382.2 lm	4 W	80
	145-7202	LED-1/4W/3000K	382.2 lm	4 W	80
	145-7203	LED-1/4W/4000K	411.6 lm	4 W	80
[EES] symmetric, very narrow beam, sharp cut-off					
	145-7195	LED-1/4W/2700K	398.4 lm	4 W	80
	145-7196	LED-1/4W/3000K	398.4 lm	4 W	80
	145-7197	LED-1/4W/4000K	431 lm	4 W	80
[M] symmetric, medium beam					