

**Description**

IP66. IK07. Marine-grade, die-cast aluminium alloy. 5CE superior corrosion protection including PCS hardware. Safety glass lens. Silicone CCG® Controlled Compression Gasket. Luminaire is factory-sealed and does not need to be opened during installation. Knuckle permits 340° rotation, forward tilt 30° and backward tilt 90°.

Advanced thermal management protects LEDs while optimising lumens output. CAD-optimised optics for superior illumination and glare control.

Mains voltage versions, ON-OFF Class I. Integral EC electronic converter.

Optical accessories are factory-installed. To be specified at time of ordering.

## Specifications

### Material description

Colours	<b>RAL9004</b>	<b>RAL9007</b>	<b>RAL7016</b>	<b>RAL9016</b>
	Signal black	Grey aluminium	Anthracite grey	Traffic white
	<b>RAL9006</b>			
	White aluminium			
Ingress protection	IP66			
Impact resistance	IK07			

### Electrical description

Power supply	220-240V / 50-60 Hz
Energy efficiency	D-E (Light source)

### Additional information

Lifetime	Ta=25° L90B10 > 90000h
----------	------------------------

**Options**

**Light distribution**



[B] symmetric, wide beam



[M] symmetric, medium beam



[E] symmetric, narrow beam



[EE] symmetric, very narrow beam



[EES] symmetric, very narrow beam, sharp cut-off

**Colour temperature**



2700K



3000K








4000K

**Nominal Watt**

4 W

## Configurations

Light distribution	Part ID	Light source	Rated lumens	Rated input power	CRI
	145-7192	LED-1/4W/2700K	379.1 lm	4 W	80
	145-7193	LED-1/4W/3000K	379.1 lm	4 W	80
	145-7194	LED-1/4W/4000K	410.1 lm	4 W	80
[B] symmetric, wide beam					
	145-7243	LED-1/4W/2700K	415.2 lm	4 W	80
	145-7244	LED-1/4W/3000K	415.2 lm	4 W	80
	145-7245	LED-1/4W/4000K	449.1 lm	4 W	80
[E] symmetric, narrow beam					
	145-7198	LED-1/4W/2700K	415.5 lm	4 W	80
	145-7199	LED-1/4W/3000K	415.5 lm	4 W	80
	145-7200	LED-1/4W/4000K	449.5 lm	4 W	80
[EE] symmetric, very narrow beam					
	145-7201	LED-1/4W/2700K	382.2 lm	4 W	80
	145-7202	LED-1/4W/3000K	382.2 lm	4 W	80
	145-7203	LED-1/4W/4000K	411.6 lm	4 W	80
[EES] symmetric, very narrow beam, sharp cut-off					
	145-7195	LED-1/4W/2700K	398.4 lm	4 W	80
	145-7196	LED-1/4W/3000K	398.4 lm	4 W	80
	145-7197	LED-1/4W/4000K	431 lm	4 W	80
[M] symmetric, medium beam					