

Description

IP66. IK07. Marine-grade, die-cast aluminium alloy. 5CE superior corrosion protection including PCS hardware. Safety glass lens. Silicone CCG® Controlled Compression Gasket. Luminaire is factory-sealed and does not need to be opened during installation.

Integral EC electronic converter in thermally-separated compartment. Advanced thermal management protects LEDs while optimising lumens output. CAD-optimised optics for superior illumination and glare control.

Mains voltage versions only, ON-OFF Class I. 1-10 V analogue dimming or DALI interface available on request (converter in thermally-separated compartment); refer to accessory listings.

Optical accessories are factory-installed. To be specified at time of ordering.

Including terminal box, for mounting on \varnothing 48-60 mm pipes or space frames.

Specifications

Material description

Colours	RAL9004	RAL9007	RAL7016	RAL9016
	Signal black	Grey aluminium	Anthracite grey	Traffic white
	RAL9006			
	White aluminium			
Ingress protection	IP66			
Impact resistance	IK07			

Electrical description

Energy efficiency	D-E (Light source)
-------------------	--------------------

Additional information

Lifetime	Ta=25° L90B10 > 90000h
----------	------------------------

Options

Light distribution



[B] symmetric, wide beam



[M] symmetric, medium beam



[E] symmetric, narrow beam



[EE] symmetric, very narrow beam



[EES] symmetric, very narrow beam, sharp cut-off

Colour temperature



2700K



3000K








4000K

Nominal Watt

4 W

Configurations

Light distribution	Part ID	Light source	Rated lumens	Rated input power	CRI
	145-7270	LED-1/4W/2700K	379.1 lm	4 W	80
	145-7271	LED-1/4W/3000K	379.1 lm	4 W	80
	145-7272	LED-1/4W/4000K	410.1 lm	4 W	80
[B] symmetric, wide beam					
	145-7276	LED-1/4W/2700K	415.2 lm	4 W	80
	145-7277	LED-1/4W/3000K	415.2 lm	4 W	80
	145-7278	LED-1/4W/4000K	449.1 lm	4 W	80
[E] symmetric, narrow beam					
	145-7279	LED-1/4W/2700K	415.5 lm	4 W	80
	145-7280	LED-1/4W/3000K	415.5 lm	4 W	80
	145-7281	LED-1/4W/4000K	449.5 lm	4 W	80
[EE] symmetric, very narrow beam					
	145-7282	LED-1/4W/2700K	382.2 lm	4 W	80
	145-7283	LED-1/4W/3000K	382.2 lm	4 W	80
	145-7284	LED-1/4W/4000K	411.6 lm	4 W	80
[EES] symmetric, very narrow beam, sharp cut-off					
	145-7273	LED-1/4W/2700K	398.4 lm	4 W	80
	145-7274	LED-1/4W/3000K	398.4 lm	4 W	80
	145-7275	LED-1/4W/4000K	431 lm	4 W	80
[M] symmetric, medium beam					