

### Description

IP66. IK07. Marine-grade, die-cast aluminium alloy. 5CE superior corrosion protection including PCS hardware. Safety glass lens. Silicone CCG® Controlled Compression Gasket. Luminaire is factory-sealed and does not need to be opened during installation.

Integral EC electronic converter in thermally-separated compartment. Advanced thermal management protects LEDs while optimising lumens output. CAD-optimised optics for superior illumination and glare control.

Mains voltage versions, ON-OFF Class I (only 4W). 1-10 V analogue dimming or DALI interface available on request; refer to accessory listings.

Including terminal box, for mounting on  $\varnothing$  48-60 mm pipes or space frames.

Optical accessories are factory-installed. To be specified at time of ordering.

## Specifications

### Material description

Colours	<b>RAL9004</b> Signal black	<b>RAL9007</b> Grey aluminium	<b>RAL7016</b> Anthracite grey	<b>RAL9016</b> Traffic white
Ingress protection	IP66			
Impact resistance	IK07			

### Electrical description

Driver / Ballast	Integral EC electronic converter in thermally-separated compartment
Energy efficiency	D-E (Light source)

### Additional information

Listings	Knuckle permits 340° rotation, forward tilt 73° and backward tilt 90°
Lifetime	Ta=25° L90B10 > 90000h

**Options**

**Light distribution**



[B] symmetric, wide beam



[M] symmetric, medium beam



[E] symmetric, narrow beam



[EE] symmetric, very narrow beam



[EES] symmetric, very narrow beam, sharp cut-off

**Colour temperature**



2700K



3000K








4000K

**Nominal Watt**

4 W

6 W

## Configurations

Light distribution	Part ID	Light source	Rated lumens	Rated input power	CRI
 [B] symmetric, wide beam	145-7270	LED-1/4W/2700K	379.1 lm	4 W	80
	145-7271	LED-1/4W/3000K	379.1 lm	4 W	80
	145-7272	LED-1/4W/4000K	410.1 lm	4 W	80
	145-7285	LED-1/6W/2700K	518.4 lm	6 W	80
	145-7286	LED-1/6W/3000K	518.4 lm	6 W	80
	145-7287	LED-1/6W/4000K	557.1 lm	6 W	80
 [E] symmetric, narrow beam	145-7276	LED-1/4W/2700K	415.2 lm	4 W	80
	145-7277	LED-1/4W/3000K	415.2 lm	4 W	80
	145-7278	LED-1/4W/4000K	449.1 lm	4 W	80
	145-7291	LED-1/6W/2700K	567.7 lm	6 W	80
	145-7292	LED-1/6W/3000K	567.7 lm	6 W	80
	145-7293	LED-1/6W/4000K	610.1 lm	6 W	80
 [EE] symmetric, very narrow beam	145-7279	LED-1/4W/2700K	415.5 lm	4 W	80
	145-7280	LED-1/4W/3000K	415.5 lm	4 W	80
	145-7281	LED-1/4W/4000K	449.5 lm	4 W	80
	145-7294	LED-1/6W/2700K	568.2 lm	6 W	80
	145-7295	LED-1/6W/3000K	568.2 lm	6 W	80
	145-7296	LED-1/6W/4000K	610.6 lm	6 W	80
 [EES] symmetric, very narrow beam, sharp cut-off	145-7282	LED-1/4W/2700K	382.2 lm	4 W	80
	145-7283	LED-1/4W/3000K	382.2 lm	4 W	80
	145-7284	LED-1/4W/4000K	411.6 lm	4 W	80
	145-7297	LED-1/6W/2700K	516.6 lm	6 W	80
	145-7298	LED-1/6W/3000K	516.6 lm	6 W	80
	145-7299	LED-1/6W/4000K	558.6 lm	6 W	80
 [M] symmetric, medium beam	145-7273	LED-1/4W/2700K	398.4 lm	4 W	80
	145-7274	LED-1/4W/3000K	398.4 lm	4 W	80
	145-7275	LED-1/4W/4000K	431 lm	4 W	80
	145-7288	LED-1/6W/2700K	544.8 lm	6 W	80
	145-7289	LED-1/6W/3000K	544.8 lm	6 W	80
	145-7290	LED-1/6W/4000K	585.5 lm	6 W	80