

Description

IP66. IK07. Marine-grade, die-cast aluminium alloy. 5CE superior corrosion protection including PCS hardware. Safety glass lens. Silicone CCG® Controlled Compression Gasket. Luminaire is factory-sealed and does not need to be opened during installation.

Integral EC electronic converter in thermally-separated compartment. Advanced thermal management protects LEDs while optimising lumens output. CAD-optimised optics for superior illumination and glare control.

Including terminal box, for mounting on \varnothing 1.89-2.36 in pipes or space frames.

120V mains voltage version only, ON-OFF Class I.

Specifications

Material description

Colors	RAL9004 Signal black	RAL9007 Grey aluminium	RAL9016 Traffic white
Ingress protection	IP66		
Impact resistance	IK07		

Electrical description

Energy efficiency	D-E (Light source)
-------------------	--------------------

Additional information

Listings	ETL, UL-1598, CSA-C22.2#250.0. Suitable for Wet Locations.
Windage	0.323 ft ²
Lifetime	Ta=25°/40° L90B10 > 90000h

Options

Light distribution

Color temperature

Nominal Watt



[B] symmetric, wide beam



[M] symmetric, medium beam



[E] symmetric, narrow beam



[EE] symmetric, very narrow beam




[EES] symmetric, very narrow beam, sharp cut-off



2700K








3000K



4000K

4 W

Configurations

Light distribution	Part ID	Light source	Delivered lumens	Rated input power	CRI
	145-7270	LED-1/4W/2700K	379.1 lm	4 W	80
	145-7271	LED-1/4W/3000K	379.1 lm	4 W	80
	145-7272	LED-1/4W/4000K	410.1 lm	4 W	80
[B] symmetric, wide beam					
	145-7276	LED-1/4W/2700K	415.2 lm	4 W	80
	145-7277	LED-1/4W/3000K	415.2 lm	4 W	80
	145-7278	LED-1/4W/4000K	449.1 lm	4 W	80
[E] symmetric, narrow beam					
	145-7279	LED-1/4W/2700K	415.5 lm	4 W	80
	145-7280	LED-1/4W/3000K	415.5 lm	4 W	80
	145-7281	LED-1/4W/4000K	449.5 lm	4 W	80
[EE] symmetric, very narrow beam					
	145-7282	LED-1/4W/2700K	382.2 lm	4 W	80
	145-7283	LED-1/4W/3000K	382.2 lm	4 W	80
	145-7284	LED-1/4W/4000K	411.6 lm	4 W	80
[EES] symmetric, very narrow beam, sharp cut-off					
	145-7273	LED-1/4W/2700K	398.4 lm	4 W	80
	145-7274	LED-1/4W/3000K	398.4 lm	4 W	80
	145-7275	LED-1/4W/4000K	431 lm	4 W	80
[M] symmetric, medium beam					