

**Description**

IP66. IK08. Marine-grade, die-cast aluminium alloy. 5CE superior corrosion protection including PCS hardware. Safety glass lens. Silicone CCG® Controlled Compression Gasket. Luminaire is factory-sealed and does not need to be opened during installation.

Integral EC electronic converter. Advanced thermal management protects LEDs while optimising lumens output. CAD-optimised optics for superior illumination and glare control. Including 1.5 m of flexible PVC free cable.

Mains voltage versions: DALI interface

24VDC low voltage versions: ON-OFF Class III.

Remote 24VDC power supply to be ordered separately.

## Specifications

### Material description

Colours	<b>RAL9004</b> Signal black	<b>RAL9007</b> Grey aluminium	<b>RAL9006</b> White aluminium
Ingress protection	IP66		
Impact resistance	IK08		

### Electrical description

Driver / Ballast	DALI
Energy efficiency	D-E (Light source)

### Additional information

Lifetime	Ta=40° L90B10 > 90000h
----------	------------------------

**Options**

**Light distribution**



[B] symmetric, wide beam



[M] symmetric, medium beam

[ ]



[EE] symmetric, very narrow beam



[EES] symmetric, very narrow beam, sharp cut-off

**Colour temperature**



2700K



3000K



4000K





**Nominal Watt**

6 W

9 W

12 W

## Configurations

Light distribution	Part ID	Light source	Rated lumens	Rated input power	CRI
[ ]	145-7615	LED-3/6W/4000K	646.6 lm	6 W	80
 [B] symmetric, wide beam	145-7600	LED-3/6W/2700K	595.4 lm	6 W	80
	145-7603	LED-3/6W/3000K	595.4 lm	6 W	80
	145-7606	LED-3/6W/4000K	641.2 lm	6 W	80
	145-7601	LED-3/9W/2700K	835.8 lm	9 W	80
	145-7604	LED-3/9W/3000K	835.8 lm	9 W	80
	145-7607	LED-3/9W/4000K	893.1 lm	9 W	80
	145-7602	LED-3/12W/2700K	1122.1 lm	12 W	80
	145-7605	LED-3/12W/3000K	1122.1 lm	12 W	80
	145-7608	LED-3/12W/4000K	1213.7 lm	12 W	80
	 [EE] symmetric, very narrow beam	145-7618	LED-3/6W/2700K	605.2 lm	6 W
145-7621		LED-3/6W/3000K	605.2 lm	6 W	80
145-7624		LED-3/6W/4000K	651.7 lm	6 W	80
145-7619		LED-3/9W/2700K	849.6 lm	9 W	80
145-7622		LED-3/9W/3000K	849.6 lm	9 W	80
145-7625		LED-3/9W/4000K	907.8 lm	9 W	80
145-7620		LED-3/12W/2700K	1140.5 lm	12 W	80
145-7623		LED-3/12W/3000K	1140.5 lm	12 W	80
145-7626		LED-3/12W/4000K	1233.6 lm	12 W	80
 [EES] symmetric, very narrow beam, sharp cut-off		145-7627	LED-3/6W/2700K	606.3 lm	6 W
	145-7630	LED-3/6W/3000K	606.3 lm	6 W	80
	145-7633	LED-3/6W/4000K	656.8 lm	6 W	80
	145-7628	LED-3/9W/2700K	858.9 lm	9 W	80
	145-7631	LED-3/9W/3000K	858.9 lm	9 W	80
	145-7634	LED-3/9W/4000K	922 lm	9 W	80
	145-7629	LED-3/12W/2700K	1149.4 lm	12 W	80
	145-7632	LED-3/12W/3000K	1149.4 lm	12 W	80
	145-7635	LED-3/12W/4000K	1237.8 lm	12 W	80
	 [M] symmetric, medium beam	145-7609	LED-3/6W/2700K	600.4 lm	6 W
145-7612		LED-3/6W/3000K	600.4 lm	6 W	80
145-7610		LED-3/9W/2700K	842.9 lm	9 W	80
145-7613		LED-3/9W/3000K	842.9 lm	9 W	80
145-7616		LED-3/9W/4000K	900.6 lm	9 W	80
145-7611		LED-3/12W/2700K	1131.6 lm	12 W	80

Light distribution	Part ID	Light source	Rated lumens	Rated input power	CRI
	145-7614	LED-3/12W/3000K	1131.6 lm	12 W	80
	145-7617	LED-3/12W/4000K	1224 lm	12 W	80