

Description

IP66. IK08. Marine-grade, die-cast aluminium alloy. 5CE superior corrosion protection including PCS hardware. Safety glass lens. Silicone CCG® Controlled Compression Gasket. Luminaire is factory-sealed and does not need to be opened during installation.

Integral EC electronic converter. Advanced thermal management protects LEDs while optimising lumens output. CAD-optimised optics for superior illumination and glare control. One cable entry.

Mains voltage versions: DALI interface Class I.

24VDC low voltage versions: ON-OFF Class III.

Remote 24VDC power supply to be ordered separately.

Specifications

Material description

Colours	RAL9004 Signal black	RAL9007 Grey aluminium	RAL9006 White aluminium
Ingress protection	IP66		
Impact resistance	IK08		

Electrical description

Driver / Ballast	DALI
Energy efficiency	D-E (Light source)

Additional information

Lifetime	Ta=40° L90B10 > 90000h
----------	------------------------

Options

Light distribution



[B] symmetric, wide beam



[M] symmetric, medium beam

[]



[EE] symmetric, very narrow beam



[EES] symmetric, very narrow beam, sharp cut-off

Colour temperature



2700K



3000K



4000K





Nominal Watt

6 W

9 W

12 W

Configurations

Light distribution	Part ID	Light source	Rated lumens	Rated input power	CRI
[]	145-7651	LED-3/6W/4000K	646.6 lm	6 W	80
 [B] symmetric, wide beam	145-7636	LED-3/6W/2700K	595.4 lm	6 W	80
	145-7639	LED-3/6W/3000K	595.4 lm	6 W	80
	145-7642	LED-3/6W/4000K	641.2 lm	6 W	80
	145-7637	LED-3/9W/2700K	835.8 lm	9 W	80
	145-7640	LED-3/9W/3000K	835.8 lm	9 W	80
	145-7643	LED-3/9W/4000K	893.1 lm	9 W	80
	145-7638	LED-3/12W/2700K	1122.1 lm	12 W	80
	145-7641	LED-3/12W/3000K	1122.1 lm	12 W	80
	145-7644	LED-3/12W/4000K	1213.7 lm	12 W	80
	 [EE] symmetric, very narrow beam	145-7654	LED-3/6W/2700K	605.2 lm	6 W
145-7657		LED-3/6W/3000K	605.2 lm	6 W	80
145-7660		LED-3/6W/4000K	651.7 lm	6 W	80
145-7655		LED-3/9W/2700K	849.6 lm	9 W	80
145-7658		LED-3/9W/3000K	849.6 lm	9 W	80
145-7661		LED-3/9W/4000K	907.8 lm	9 W	80
145-7656		LED-3/12W/2700K	1140.5 lm	12 W	80
145-7659		LED-3/12W/3000K	1140.5 lm	12 W	80
145-7662		LED-3/12W/4000K	1233.6 lm	12 W	80
 [EES] symmetric, very narrow beam, sharp cut-off		145-7663	LED-3/6W/2700K	606.3 lm	6 W
	145-7666	LED-3/6W/3000K	606.3 lm	6 W	80
	145-7669	LED-3/6W/4000K	656.8 lm	6 W	80
	145-7664	LED-3/9W/2700K	858.9 lm	9 W	80
	145-7667	LED-3/9W/3000K	858.9 lm	9 W	80
	145-7670	LED-3/9W/4000K	922 lm	9 W	80
	145-7665	LED-3/12W/2700K	1149.4 lm	12 W	80
	145-7668	LED-3/12W/3000K	1149.4 lm	12 W	80
	145-7671	LED-3/12W/4000K	1237.8 lm	12 W	80
	 [M] symmetric, medium beam	145-7645	LED-3/6W/2700K	600.4 lm	6 W
145-7648		LED-3/6W/3000K	600.4 lm	6 W	80
145-7646		LED-3/9W/2700K	842.9 lm	9 W	80
145-7649		LED-3/9W/3000K	842.9 lm	9 W	80
145-7652		LED-3/9W/4000K	900.6 lm	9 W	80
145-7647		LED-3/12W/2700K	1131.6 lm	12 W	80

Light distribution	Part ID	Light source	Rated lumens	Rated input power	CRI
	145-7650	LED-3/12W/3000K	1131.6 lm	12 W	80
	145-7653	LED-3/12W/4000K	1224 lm	12 W	80