

Description

IP66. IK08. Marine-grade, all aluminium construction. 5CE superior corrosion protection including PCS hardware. Safety glass lens. Silicone CCG® Controlled Compression Gasket. Luminaire is factory-sealed and does not need to be opened during installation.

Integral EC electronic converter. Advanced thermal management protects LEDs while optimising lumens output. CAD-optimised optics for superior illumination and glare control. Two cable entries.

Mains voltage versions, ON-OFF Class I. 1-10 V analogue dimming or DALI interface available on request; refer to accessory listings.

Knuckle permits 340° rotation, forward tilt 54° and backward tilt 90°.

Optical accessories are factory-installed. To be specified at time of ordering.

Specifications

Material description

Colours	RAL9004	RAL9007	RAL7016	RAL9016
	Signal black	Grey aluminium	Anthracite grey	Traffic white
	RAL9006			
	White aluminium			
Ingress protection	IP66			
Impact resistance	IK08			

Electrical description

Driver / Ballast	Integral EC electronic converter
Energy efficiency	D-E (Light source)

Additional information

Lifetime	Ta=25° L90B10 > 90000h
----------	------------------------

Options

Light distribution



[B] symmetric, wide beam



[M] symmetric, medium beam

[]



[EE] symmetric, very narrow beam



[EES] symmetric, very narrow beam, sharp cut-off

Colour temperature



2700K



3000K



4000K





Nominal Watt

6 W

9 W

12 W

Configurations

Light distribution	Part ID	Light source	Rated lumens	Rated input power	CRI
[]	145-7687	LED-3/6W/4000K	646.6 lm	6 W	80
 [B] symmetric, wide beam	145-7672	LED-3/6W/2700K	595.4 lm	6 W	80
	145-7675	LED-3/6W/3000K	595.4 lm	6 W	80
	145-7678	LED-3/6W/4000K	641.2 lm	6 W	80
	145-7673	LED-3/9W/2700K	835.8 lm	9 W	80
	145-7676	LED-3/9W/3000K	835.8 lm	9 W	80
	145-7679	LED-3/9W/4000K	893.1 lm	9 W	80
	145-7674	LED-3/12W/2700K	1122.1 lm	12 W	80
	145-7677	LED-3/12W/3000K	1122.1 lm	12 W	80
	145-7680	LED-3/12W/4000K	1213.7 lm	12 W	80
	 [EE] symmetric, very narrow beam	145-7690	LED-3/6W/2700K	605.2 lm	6 W
145-7693		LED-3/6W/3000K	605.2 lm	6 W	80
145-7696		LED-3/6W/4000K	651.7 lm	6 W	80
145-7691		LED-3/9W/2700K	849.6 lm	9 W	80
145-7694		LED-3/9W/3000K	849.6 lm	9 W	80
145-7697		LED-3/9W/4000K	907.8 lm	9 W	80
145-7692		LED-3/12W/2700K	1140.5 lm	12 W	80
145-7695		LED-3/12W/3000K	1140.5 lm	12 W	80
145-7698		LED-3/12W/4000K	1233.6 lm	12 W	80
 [EES] symmetric, very narrow beam, sharp cut-off		145-7699	LED-3/6W/2700K	606.3 lm	6 W
	145-7702	LED-3/6W/3000K	606.3 lm	6 W	80
	145-7705	LED-3/6W/4000K	656.8 lm	6 W	80
	145-7700	LED-3/9W/2700K	858.9 lm	9 W	80
	145-7703	LED-3/9W/3000K	858.9 lm	9 W	80
	145-7706	LED-3/9W/4000K	922 lm	9 W	80
	145-7701	LED-3/12W/2700K	1149.4 lm	12 W	80
	145-7704	LED-3/12W/3000K	1149.4 lm	12 W	80
	145-7707	LED-3/12W/4000K	1237.8 lm	12 W	80
	 [M] symmetric, medium beam	145-7684	LED-3/6W/3000K	600.4 lm	6 W
145-7682		LED-3/9W/2700K	842.9 lm	9 W	80
145-7685		LED-3/9W/3000K	842.9 lm	9 W	80
145-7688		LED-3/9W/4000K	900.6 lm	9 W	80
145-7683		LED-3/12W/2700K	1131.6 lm	12 W	80
145-7686		LED-3/12W/3000K	1131.6 lm	12 W	80

Light distribution	Part ID	Light source	Rated lumens	Rated input power	CRI
	145-7689	LED-3/12W/4000K	1224 lm	12 W	80
