

Description

IP66. IK08. Marine-grade, die-cast aluminium alloy. 5CE superior corrosion protection including PCS hardware. Safety glass lens. Silicone CCG® Controlled Compression Gasket. Luminaire is factory-sealed and does not need to be opened during installation.

Integral EC electronic converter. Advanced thermal management protects LEDs while optimising lumens output. CAD-optimised optics for superior illumination and glare control.

Mains voltage versions, ON-OFF Class I. 1-10 V analogue dimming or DALI interface available on request; refer to accessory listings.

Including 0.4 m of flexible cable enclosed in a stainless conduit, in-line connector and mounting clamp for installation to RAIL66 mounting system.

Optical accessories are factory-installed. To be specified at time of ordering.

Specifications

Material description

Colours	RAL9004	RAL9007	RAL7016	RAL9016
	Signal black	Grey aluminium	Anthracite grey	Traffic white
	RAL9006			
	White aluminium			
Ingress protection	IP66			
Impact resistance	IK08			

Electrical description

Energy efficiency	D-E (Light source)
-------------------	--------------------

Additional information

Listings	Knuckle permits 340° rotation, forward tilt 54° and backward tilt 90°
Lifetime	Ta=25° L90B10 > 90000h

Options

Light distribution



[B] symmetric, wide beam



[M] symmetric, medium beam



[EE] symmetric, very narrow beam



[EES] symmetric, very narrow beam, sharp cut-off

Colour temperature



2700K



3000K



4000K





Nominal Watt

6 W

9 W

12 W

Configurations

Light distribution	Part ID	Light source	Rated lumens	Rated input power	CRI
 <p>[B] symmetric, wide beam</p>	145-7708	LED-3/6W/2700K	595.4 lm	6 W	80
	145-7711	LED-3/6W/3000K	595.4 lm	6 W	80
	145-7714	LED-3/6W/4000K	641.2 lm	6 W	80
	145-7709	LED-3/9W/2700K	835.8 lm	9 W	80
	145-7712	LED-3/9W/3000K	835.8 lm	9 W	80
	145-7715	LED-3/9W/4000K	893.1 lm	9 W	80
	145-7710	LED-3/12W/2700K	1122.1 lm	12 W	80
	145-7713	LED-3/12W/3000K	1122.1 lm	12 W	80
	145-7716	LED-3/12W/4000K	1213.7 lm	12 W	80
	 <p>[EE] symmetric, very narrow beam</p>	145-7726	LED-3/6W/2700K	605.2 lm	6 W
145-7729		LED-3/6W/3000K	605.2 lm	6 W	80
145-7732		LED-3/6W/4000K	651.7 lm	6 W	80
145-7727		LED-3/9W/2700K	849.6 lm	9 W	80
145-7730		LED-3/9W/3000K	849.6 lm	9 W	80
145-7733		LED-3/9W/4000K	907.8 lm	9 W	80
145-7728		LED-3/12W/2700K	1140.5 lm	12 W	80
145-7731		LED-3/12W/3000K	1140.5 lm	12 W	80
145-7734		LED-3/12W/4000K	1233.6 lm	12 W	80
 <p>[EES] symmetric, very narrow beam, sharp cut-off</p>		145-7735	LED-3/6W/2700K	606.3 lm	6 W
	145-7738	LED-3/6W/3000K	606.3 lm	6 W	80
	145-7741	LED-3/6W/4000K	656.8 lm	6 W	80
	145-7736	LED-3/9W/2700K	858.9 lm	9 W	80
	145-7739	LED-3/9W/3000K	858.9 lm	9 W	80
	145-7742	LED-3/9W/4000K	922 lm	9 W	80
	145-7737	LED-3/12W/2700K	1149.4 lm	12 W	80
	145-7740	LED-3/12W/3000K	1149.4 lm	12 W	80
	145-7743	LED-3/12W/4000K	1237.8 lm	12 W	80
	 <p>[M] symmetric, medium beam</p>	145-7717	LED-3/6W/2700K	600.4 lm	6 W
145-7720		LED-3/6W/3000K	600.4 lm	6 W	80
145-7723		LED-3/6W/4000K	646.6 lm	6 W	80
145-7718		LED-3/9W/2700K	842.9 lm	9 W	80
145-7721		LED-3/9W/3000K	842.9 lm	9 W	80
145-7724		LED-3/9W/4000K	900.6 lm	9 W	80
145-7719		LED-3/12W/2700K	1131.6 lm	12 W	80

Light distribution	Part ID	Light source	Rated lumens	Rated input power	CRI
	145-7722	LED-3/12W/3000K	1131.6 lm	12 W	80
	145-7725	LED-3/12W/4000K	1224 lm	12 W	80
