

**Description**

IP66. IK08. Marine-grade, die-cast aluminium alloy. 5CE superior corrosion protection including PCS hardware. Safety glass lens. Silicone CCG® Controlled Compression Gasket. Luminaire is factory-sealed and does not need to be opened during installation.

Integral EC electronic converter. Advanced thermal management protects LEDs while optimising lumens output. CAD-optimised optics for superior illumination and glare control.

Mains voltage versions, ON-OFF Class I. 1-10 V analogue dimming or DALI interface available on request; refer to accessory listings.

Including 0.4 m of flexible cable enclosed in a stainless conduit, in-line connector and mounting clamp for installation to RAIL66 mounting system.

Optical accessories are factory-installed. To be specified at time of ordering.

## Specifications

### Material description

Colours	<b>RAL9004</b>	<b>RAL9007</b>	<b>RAL7016</b>	<b>RAL9016</b>
	Signal black	Grey aluminium	Anthracite grey	Traffic white
	<b>RAL9006</b>			
	White aluminium			
Ingress protection	IP66			
Impact resistance	IK08			

### Electrical description

Energy efficiency	D-E (Light source)
-------------------	--------------------

### Additional information

Listings	Knuckle permits 350° rotation, forward tilt 60° and backward tilt 90°.
Lifetime	Ta=25° L90B10 > 90000h

**Options**

**Light distribution**



[B] symmetric, wide beam



[M] symmetric, medium beam



[EE] symmetric, very narrow beam



[EES] symmetric, very narrow beam, sharp cut-off

**Colour temperature**



2700K



3000K



4000K





**Nominal Watt**

6 W

9 W

12 W

## Configurations

Light distribution	Part ID	Light source	Rated lumens	Rated input power	CRI
 <p>[B] symmetric, wide beam</p>	145-7708	LED-3/6W/2700K	595.4 lm	6 W	80
	145-7711	LED-3/6W/3000K	595.4 lm	6 W	80
	145-7714	LED-3/6W/4000K	641.2 lm	6 W	80
	145-7709	LED-3/9W/2700K	835.8 lm	9 W	80
	145-7712	LED-3/9W/3000K	835.8 lm	9 W	80
	145-7715	LED-3/9W/4000K	893.1 lm	9 W	80
	145-7710	LED-3/12W/2700K	1122.1 lm	12 W	80
	145-7713	LED-3/12W/3000K	1122.1 lm	12 W	80
	145-7716	LED-3/12W/4000K	1213.7 lm	12 W	80
	 <p>[EE] symmetric, very narrow beam</p>	145-7726	LED-3/6W/2700K	605.2 lm	6 W
145-7729		LED-3/6W/3000K	605.2 lm	6 W	80
145-7732		LED-3/6W/4000K	651.7 lm	6 W	80
145-7727		LED-3/9W/2700K	849.6 lm	9 W	80
145-7730		LED-3/9W/3000K	849.6 lm	9 W	80
145-7733		LED-3/9W/4000K	907.8 lm	9 W	80
145-7728		LED-3/12W/2700K	1140.5 lm	12 W	80
145-7731		LED-3/12W/3000K	1140.5 lm	12 W	80
145-7734		LED-3/12W/4000K	1233.6 lm	12 W	80
 <p>[EES] symmetric, very narrow beam, sharp cut-off</p>		145-7735	LED-3/6W/2700K	606.3 lm	6 W
	145-7738	LED-3/6W/3000K	606.3 lm	6 W	80
	145-7741	LED-3/6W/4000K	656.8 lm	6 W	80
	145-7736	LED-3/9W/2700K	858.9 lm	9 W	80
	145-7739	LED-3/9W/3000K	858.9 lm	9 W	80
	145-7742	LED-3/9W/4000K	922 lm	9 W	80
	145-7737	LED-3/12W/2700K	1149.4 lm	12 W	80
	145-7740	LED-3/12W/3000K	1149.4 lm	12 W	80
	145-7743	LED-3/12W/4000K	1237.8 lm	12 W	80
	 <p>[M] symmetric, medium beam</p>	145-7717	LED-3/6W/2700K	600.4 lm	6 W
145-7720		LED-3/6W/3000K	600.4 lm	6 W	80
145-7723		LED-3/6W/4000K	646.6 lm	6 W	80
145-7718		LED-3/9W/2700K	842.9 lm	9 W	80
145-7721		LED-3/9W/3000K	842.9 lm	9 W	80
145-7724		LED-3/9W/4000K	900.6 lm	9 W	80
145-7719		LED-3/12W/2700K	1131.6 lm	12 W	80

---

Light distribution	Part ID	Light source	Rated lumens	Rated input power	CRI
	145-7722	LED-3/12W/3000K	1131.6 lm	12 W	80
	145-7725	LED-3/12W/4000K	1224 lm	12 W	80

---