

Description

IP66. IK08. Marine-grade, die-cast aluminium alloy. 5CE superior corrosion protection including PCS hardware. Safety glass lens. Silicone CCG® Controlled Compression Gasket. Luminaire is factory-sealed and does not need to be opened during installation.

Integral EC electronic converter in thermally-separated compartment. Advanced thermal management protects LEDs while optimising lumens output. CAD-optimised optics for superior illumination and glare control.

Mains voltage versions, ON-OFF Class I. 1-10 V analogue dimming or DALI interface available on request; refer to accessory listings.

Optical accessories are factory-installed. To be specified at time of ordering.

Including terminal box, for mounting on \varnothing 48-60 mm pipes or space frames.

Specifications

Material description

Colours	RAL9004	RAL9007	RAL7016	RAL9016
	Signal black	Grey aluminium	Anthracite grey	Traffic white
	RAL9006			
	White aluminium			
Ingress protection	IP66			
Impact resistance	IK08			

Electrical description

Driver / Ballast	Integral EC electronic converter
Energy efficiency	D-E (Light source)

Additional information

Listings	Knuckle permits 340° rotation, forward tilt 54° and backward tilt 90°
Lifetime	Ta=25° L90B10 > 90000h

Options

Light distribution



[B] symmetric, wide beam



[M] symmetric, medium beam



[EE] symmetric, very narrow beam



[EES] symmetric, very narrow beam, sharp cut-off

Colour temperature



2700K



3000K



4000K





Nominal Watt

6 W

9 W

12 W

Configurations

Light distribution	Part ID	Light source	Rated lumens	Rated input power	CRI
 <p>[B] symmetric, wide beam</p>	145-7744	LED-3/6W/2700K	595.4 lm	6 W	80
	145-7747	LED-3/6W/3000K	595.4 lm	6 W	80
	145-7750	LED-3/6W/4000K	641.2 lm	6 W	80
	145-7745	LED-3/9W/2700K	835.8 lm	9 W	80
	145-7748	LED-3/9W/3000K	835.8 lm	9 W	80
	145-7751	LED-3/9W/4000K	893.1 lm	9 W	80
	145-7746	LED-3/12W/2700K	1122.1 lm	12 W	80
	145-7749	LED-3/12W/3000K	1122.1 lm	12 W	80
	145-7752	LED-3/12W/4000K	1213.7 lm	12 W	80
	 <p>[EE] symmetric, very narrow beam</p>	145-7762	LED-3/6W/2700K	605.2 lm	6 W
145-7765		LED-3/6W/3000K	605.2 lm	6 W	80
145-7768		LED-3/6W/4000K	651.7 lm	6 W	80
145-7763		LED-3/9W/2700K	849.6 lm	9 W	80
145-7766		LED-3/9W/3000K	849.6 lm	9 W	80
145-7769		LED-3/9W/4000K	907.8 lm	9 W	80
145-7764		LED-3/12W/2700K	1140.5 lm	12 W	80
145-7767		LED-3/12W/3000K	1140.5 lm	12 W	80
145-7770		LED-3/12W/4000K	1233.6 lm	12 W	80
 <p>[EES] symmetric, very narrow beam, sharp cut-off</p>		145-7771	LED-3/6W/2700K	606.3 lm	6 W
	145-7774	LED-3/6W/3000K	606.3 lm	6 W	80
	145-7777	LED-3/6W/4000K	656.8 lm	6 W	80
	145-7772	LED-3/9W/2700K	858.9 lm	9 W	80
	145-7775	LED-3/9W/3000K	858.9 lm	9 W	80
	145-7778	LED-3/9W/4000K	922 lm	9 W	80
	145-7773	LED-3/12W/2700K	1149.4 lm	12 W	80
	145-7776	LED-3/12W/3000K	1149.4 lm	12 W	80
	145-7779	LED-3/12W/4000K	1237.8 lm	12 W	80
	 <p>[M] symmetric, medium beam</p>	145-7753	LED-3/6W/2700K	600.4 lm	6 W
145-7756		LED-3/6W/3000K	600.4 lm	6 W	80
145-7759		LED-3/6W/4000K	646.6 lm	6 W	80
145-7754		LED-3/9W/2700K	842.9 lm	9 W	80
145-7757		LED-3/9W/3000K	842.9 lm	9 W	80
145-7760		LED-3/9W/4000K	900.6 lm	9 W	80
145-7755		LED-3/12W/2700K	1131.6 lm	12 W	80

Light distribution	Part ID	Light source	Rated lumens	Rated input power	CRI
	145-7758	LED-3/12W/3000K	1131.6 lm	12 W	80
	145-7761	LED-3/12W/4000K	1224 lm	12 W	80