

### Description

IP66. IK08. Marine-grade, die-cast aluminium alloy. 5CE superior corrosion protection including PCS hardware. Safety glass lens. Silicone CCG® Controlled Compression Gasket. Luminaire is factory-sealed and does not need to be opened during installation.

Integral EC electronic converter in thermally-separated compartment. Advanced thermal management protects LEDs while optimising lumens output. CAD-optimised optics for superior illumination and glare control.

Mains voltage versions, DALI interface Class I. 1-10 V analogue dimming available on request; refer to accessory listings.

24VDC low voltage versions, 0-10 V analogue dimming (only 9W available) Class III available on request.

Including terminal box, for mounting on ø 48-60 mm pipes or space frames.

Optical accessories are factory-installed. To be specified at time of ordering.

## Specifications

### Material description

Colours	<b>RAL9004</b> Signal black	<b>RAL9007</b> Grey aluminium	<b>RAL7016</b> Anthracite grey	<b>RAL9016</b> Traffic white
Ingress protection	IP66			
Impact resistance	IK08			

### Electrical description

Driver / Ballast	Integral EC electronic converter
Energy efficiency	D-E (Light source)

### Additional information

Listings	Knuckle permits 340° rotation, forward tilt 54° and backward tilt 90°
Lifetime	Ta=25° L90B10 > 90000h

**Options**

**Light distribution**



[B] symmetric, wide beam



[M] symmetric, medium beam



[EE] symmetric, very narrow beam



[EES] symmetric, very narrow beam, sharp cut-off

**Colour temperature**



2700K



3000K



4000K





**Nominal Watt**

6 W

9 W

12 W

## Configurations

Light distribution	Part ID	Light source	Rated lumens	Rated input power	CRI
 [B] symmetric, wide beam	145-7744	LED-3/6W/2700K	595.4 lm	6 W	80
	145-7747	LED-3/6W/3000K	595.4 lm	6 W	80
	145-7750	LED-3/6W/4000K	641.2 lm	6 W	80
	145-7745	LED-3/9W/2700K	835.8 lm	9 W	80
	145-7748	LED-3/9W/3000K	835.8 lm	9 W	80
	145-7751	LED-3/9W/4000K	893.1 lm	9 W	80
	145-7746	LED-3/12W/2700K	1122.1 lm	12 W	80
	145-7749	LED-3/12W/3000K	1122.1 lm	12 W	80
	145-7752	LED-3/12W/4000K	1213.7 lm	12 W	80
	 [EE] symmetric, very narrow beam	145-7762	LED-3/6W/2700K	605.2 lm	6 W
145-7765		LED-3/6W/3000K	605.2 lm	6 W	80
145-7768		LED-3/6W/4000K	651.7 lm	6 W	80
145-7763		LED-3/9W/2700K	849.6 lm	9 W	80
145-7766		LED-3/9W/3000K	849.6 lm	9 W	80
145-7769		LED-3/9W/4000K	907.8 lm	9 W	80
145-7764		LED-3/12W/2700K	1140.5 lm	12 W	80
145-7767		LED-3/12W/3000K	1140.5 lm	12 W	80
145-7770		LED-3/12W/4000K	1233.6 lm	12 W	80
 [EES] symmetric, very narrow beam, sharp cut-off		145-7771	LED-3/6W/2700K	606.3 lm	6 W
	145-7774	LED-3/6W/3000K	606.3 lm	6 W	80
	145-7777	LED-3/6W/4000K	656.8 lm	6 W	80
	145-7772	LED-3/9W/2700K	858.9 lm	9 W	80
	145-7775	LED-3/9W/3000K	858.9 lm	9 W	80
	145-7778	LED-3/9W/4000K	922 lm	9 W	80
	145-7773	LED-3/12W/2700K	1149.4 lm	12 W	80
	145-7776	LED-3/12W/3000K	1149.4 lm	12 W	80
	145-7779	LED-3/12W/4000K	1237.8 lm	12 W	80
	 [M] symmetric, medium beam	145-7753	LED-3/6W/2700K	600.4 lm	6 W
145-7756		LED-3/6W/3000K	600.4 lm	6 W	80
145-7759		LED-3/6W/4000K	646.6 lm	6 W	80
145-7754		LED-3/9W/2700K	842.9 lm	9 W	80
145-7757		LED-3/9W/3000K	842.9 lm	9 W	80
145-7760		LED-3/9W/4000K	900.6 lm	9 W	80
145-7755		LED-3/12W/2700K	1131.6 lm	12 W	80

Light distribution	Part ID	Light source	Rated lumens	Rated input power	CRI
	145-7758	LED-3/12W/3000K	1131.6 lm	12 W	80
	145-7761	LED-3/12W/4000K	1224 lm	12 W	80