

**Description**

RGBW/RGBA Colour Changer. IP66. IK08. Marine-grade, die-cast aluminium alloy. 5CE superior corrosion protection including PCS hardware. Safety glass lens. Silicone CCG® Controlled Compression Gasket. Luminaire is factory-sealed and does not need to be opened during installation. Factory-installed LED circuit board, Colour Boost Technology. DMX interface. Knuckle permits 350° rotation, forward tilt 39° and backward tilt 93°. Integral EC electronic converter. Advanced thermal management protects LEDs while optimising lumens output. CAD-optimised optics for superior illumination and glare control. One cable entry.

Optical accessories are factory-installed. To be specified at time of ordering.

## Specifications

### Material description

Body	Marine-grade, die-cast aluminium alloy			
Lens	Safety glass lens			
Colours	<b>RAL7016</b>	<b>RAL9004</b>	<b>RAL9006</b>	<b>RAL9007</b>
	Anthracite grey	Signal black	White aluminium	Grey aluminium
	<b>RAL9016</b>			
	Traffic white			
Gasket	Silicone CCG® Controlled Compression Gasket			
Fasteners	PCS Polymer Coated Stainless Steel Hardware			
Ingress protection	IP66			
Impact resistance	IK08			
Corrosion resistance	5CE			

### Electrical description


Power supply	220-240V / 50-60 Hz
Driver / Ballast	DMX
Surge protection	SP10
Energy efficiency	D-E (Light source)


### Additional information


Windage	0,01 m <sup>2</sup>
Lifetime	Ta=25° L90B10 > 90000h

**Options**

**Light distribution**

 [B] symmetric, wide beam

 [EE] symmetric, very narrow beam

 [M] symmetric, medium beam

**Colour temperature**



4000K




48WRGBA

**Nominal Watt**

48 W

12 W

## Configurations

Light distribution	Part ID	Light source	Rated lumens	Rated input power	CRI
	145-0624	LED-2/12W/48WRGBA	2830.7 lm	12 W	20
	145-0434	LED-12/48W/4000K	3158.9 lm	48 W	20
[B] symmetric, wide beam					
	145-0626	LED-2/12W/48WRGBA	3274.9 lm	12 W	20
	145-0436	LED-12/48W/4000K	3654.6 lm	48 W	20
[EE] symmetric, very narrow beam					
	145-0625	LED-2/12W/48WRGBA	3543.9 lm	12 W	20
	145-0435	LED-12/48W/4000K	3954.8 lm	48 W	20
[M] symmetric, medium beam					