

Description

IP66. IK08. Marine-grade, die-cast aluminium alloy. 5CE superior corrosion protection including PCS hardware. Safety glass lens. Silicone CCG® Controlled Compression Gasket. Luminaire is factory-sealed and does not need to be opened during installation. Integral EC electronic converter. DALI interface. Advanced thermal management protects LEDs while optimising lumens output. CAD-optimised optics for superior illumination and glare control. Including 1.5 m of flexible PVC free cable. Knuckle permits 328° rotation, forward tilt 63° and backward tilt 110°. Optical accessories are factory-installed. To be specified at time of ordering.

Specifications

Material description

Body	Marine-grade, die-cast aluminium alloy			
Lens	Safety glass lens			
Colours	RAL7016	RAL9004	RAL9006	RAL9007
	Anthracite grey	Signal black	White aluminium	Grey aluminium
	RAL9016			
	Traffic white			
Gasket	Silicone CCG® Controlled Compression Gasket			
Fasteners	PCS hardware			
Ingress protection	IP66			
Impact resistance	IK08			
Corrosion resistance	5CE			








Electrical description

Power supply	220-240V / 50-60 Hz
Driver / Ballast	DALI
Power factor	> 0.9
Surge protection	SP10 optional
Energy efficiency	D-E (Light source)





Additional information

Windage	0,050 m ²
Lifetime	Ta=25° L90B10 > 90000h

Options

Light distribution	Colour temperature	Nominal Watt
 [B]	 2700K	24 W
		36 W
	 [M]	 3000K
 [EE]	 4000K	
 [EES]		

Configurations

Light distribution	Part ID	Light source	Rated lumens	Rated input power	CRI
 [B]	145-0525	LED-12/24W/2700K	2213.9 lm	24 W	80
	145-0533	LED-12/24W/3000K	2377.9 lm	24 W	80
	145-0541	LED-12/24W/4000K	2541.9 lm	24 W	80
	145-0529	LED-12/36W/2700K	3074.9 lm	36 W	80
	145-0537	LED-12/36W/3000K	3320.9 lm	36 W	80
	145-0545	LED-12/36W/4000K	3525.9 lm	36 W	80
	145-0644	LED-12/52W/2700K	3204.8 lm	52 W	70
	145-0648	LED-12/52W/3000K	3204.8 lm	52 W	70
	145-0652	LED-12/52W/4000K	3204.8 lm	52 W	70
 [EE]	145-0527	LED-12/24W/2700K	2616.9 lm	24 W	80
	145-0535	LED-12/24W/3000K	2810.7 lm	24 W	80
	145-0543	LED-12/24W/4000K	3004.6 lm	24 W	80
	145-0531	LED-12/36W/2700K	3634.6 lm	36 W	80
	145-0539	LED-12/36W/3000K	3925.3 lm	36 W	80
	145-0547	LED-12/36W/4000K	4167.6 lm	36 W	80
	145-0646	LED-12/52W/2700K	3788 lm	52 W	70
	145-0650	LED-12/52W/3000K	3788 lm	52 W	70
	145-0654	LED-12/52W/4000K	3788 lm	52 W	70
 [EES]	145-0528	LED-12/24W/2700K	2245.1 lm	24 W	80
	145-0536	LED-12/24W/3000K	2245.1 lm	24 W	80
	145-0544	LED-12/24W/4000K	2540.5 lm	24 W	80
	145-0532	LED-12/36W/2700K	3072.2 lm	36 W	80
	145-0540	LED-12/36W/3000K	3072.2 lm	36 W	80
	145-0548	LED-12/36W/4000K	3485.8 lm	36 W	80
	145-0647	LED-12/52W/2700K	4618.2 lm	52 W	70
	145-0651	LED-12/52W/3000K	3485.8 lm	52 W	80
	145-0655	LED-12/52W/4000K	3485.8 lm	52 W	80
 [M]	145-0526	LED-12/24W/2700K	2759.4 lm	24 W	80
	145-0534	LED-12/24W/3000K	2963.8 lm	24 W	80
	145-0542	LED-12/24W/4000K	3168.2 lm	24 W	80
	145-0530	LED-12/36W/2700K	3832.5 lm	36 W	80
	145-0538	LED-12/36W/3000K	4139.1 lm	36 W	80
	145-0546	LED-12/36W/4000K	4394.6 lm	36 W	80
	145-0645	LED-12/52W/2700K	3994.3 lm	52 W	70

Light distribution	Part ID	Light source	Rated lumens	Rated input power	CRI
	145-0649	LED-12/52W/3000K	3994.3 lm	52 W	70
	145-0653	LED-12/52W/4000K	3994.3 lm	52 W	70