

**Description**

Tunable White. IP66. IK08. Marine-grade, die-cast aluminium alloy. 5CE superior corrosion protection including PCS hardware. Safety glass lens. Silicone CCG® Controlled Compression Gasket. Luminaire is factory-sealed and does not need to be opened during installation. Knuckle permits 350° rotation, forward tilt 39° and backward tilt 93°. Integral EC electronic converter. Factory-installed LED circuit board with Tunable White Technology. DALI Interface. Advanced thermal management protects LEDs while optimising lumens output. CAD-optimised optics for superior illumination and glare control. One cable entry. Optical accessories are factory-installed. To be specified at time of ordering.

## Specifications

### Material description

Body	Marine-grade, die-cast aluminium alloy		
Lens	Safety glass lens		
Colours	<b>RAL9004</b> Signal black	<b>RAL9006</b> White aluminium	<b>RAL9007</b> Grey aluminium
Gasket	Silicone CCG® Controlled Compression Gasket		
Fasteners	PCS Polymer Coated Stainless Steel Hardware		
Ingress protection	IP66		
Impact resistance	IK08		
Corrosion resistance	5CE+Primer		

### Electrical description

Power supply	220-240V / 50-60 Hz
Driver / Ballast	DALI
Power factor	> 0.9
Surge protection	SP10
Energy efficiency	E (Light source)

### Additional information

Listings	>0.9
Windage	0,01 m <sup>2</sup>
Lifetime	Ta=25° L90B10 > 90000h

## Options

### Light distribution

### Colour temperature

### Nominal Watt



[B] symmetric, wide beam

2200-6000K

44 W






[M] symmetric, medium beam



[EE] symmetric, very narrow beam

## Configurations

Light distribution	Part ID	Light source	Rated lumens	Rated input power	CRI
 <p>[B] symmetric, wide beam</p>	145-0431	LED-12/44W/2200-6000K	3370.2 lm	44 W	80
 <p>[EE] symmetric, very narrow beam</p>	145-0433	LED-12/44W/2200-6000K	3693.9 lm	44 W	80
 <p>[M] symmetric, medium beam</p>	145-0432	LED-12/44W/2200-6000K	4076.1 lm	44 W	80