

Description

Tunable White. IP66. IK08. Marine-grade, die-cast aluminium alloy. 5CE superior corrosion protection including PCS hardware. Safety glass lens. Silicone CCG[®] Controlled Compression Gasket. Luminaire is factory-sealed and does not need to be opened during installation. Knuckle permits 350° rotation, forward tilt 39° and backward tilt 93°. Integral EC electronic converter. Factory-installed LED circuit board with Tunable White Technology. DALI Interface. Advanced thermal management protects LEDs while optimising lumens output. CAD-optimised optics for superior illumination and glare control. One cable entry. Optical accessories are factory-installed. To be specified at time of ordering.

Specifications

Material description

Body	Marine-grade, die-cast aluminium alloy			
Lens	Safety glass lens			
Colours	RAL7016	RAL9004	RAL9007	RAL9016
	Anthracite grey	Signal black	Grey aluminium	Traffic white
Gasket	Silicone CCG® Controlled Compression Gasket			
Fasteners	PCS Polymer Coated Stainless Steel Hardware			
Ingress protection	IP66			
Impact resistance	IK08			
Corrosion resistance	5CE			

Electrical description

Power supply	220-240V / 50-60 Hz
Driver / Ballast	DALI
Power factor	> 0.9
Surge protection	SP10
Energy efficiency	E (Light source)

Additional information

Listings	>0.9
Windage	0,01 m ²
Lifetime	Ta=25° L90B10 > 90000h

Options

Light distribution **Colour temperature** **Nominal Watt**



[B]

2200-6000K

44 W






[M]



[EE]

Configurations

Light distribution	Part ID	Light source	Rated lumens	Rated input power	CRI
 [B]	145-0431	LED-12/44W/2200-6000K	3370.2 lm	44 W	80
 [EE]	145-0433	LED-12/44W/2200-6000K	3693.9 lm	44 W	80
 [M]	145-0432	LED-12/44W/2200-6000K	4076.1 lm	44 W	80