

Description

Tunable White. IP66. IK08. Marine-grade, die-cast aluminium alloy. 5CE superior corrosion protection including PCS hardware. Safety glass lens. Silicone CCG® Controlled Compression Gasket. Luminaire is factory-sealed and does not need to be opened during installation. Factory-installed LED circuit board, Tunable White Technology. DALI. Knuckle permits 328° rotation, forward tilt 63° and backward tilt 110°. Integral EC electronic converter. Advanced thermal management protects LEDs while optimising lumens output. CAD-optimised optics for superior illumination and glare control. One cable entry. Optical accessories are factory-installed. To be specified at time of ordering.

Specifications

Material description

Body	Marine-grade, die-cast aluminium alloy			
Lens	Safety glass lens			
Colours	RAL7016	RAL9004	RAL9006	RAL9007
	Anthracite grey	Signal black	White aluminium	Grey aluminium
	RAL9016			
	Traffic white			
Gasket	Silicone CCG® Controlled Compression Gasket			
Fasteners	PCS Polymer Coated Stainless Steel Hardware			
Ingress protection	IP66			
Impact resistance	IK08			
Corrosion resistance	5CE			

Electrical description

Power supply	220-240V / 50-60 Hz
Driver / Ballast	DALI
Surge protection	SP10
Energy efficiency	E (Light source)

Additional information

Windage	0,01 m ²
Lifetime	Ta=25° L90B10 > 90000h

Options

Light distribution

Colour temperature

Nominal Watt



[B] symmetric, wide beam

2200-6000K

44 W






[M] symmetric, medium beam



[EE] symmetric, very narrow beam

Configurations

Light distribution	Part ID	Light source	Rated lumens	Rated input power	CRI
 <p>[B] symmetric, wide beam</p>	145-0549	LED-12/44W/2200-6000K	3217 lm	44 W	80
 <p>[EE] symmetric, very narrow beam</p>	145-0551	LED-12/44W/2200-6000K	3526 lm	44 W	80
 <p>[M] symmetric, medium beam</p>	145-0550	LED-12/44W/2200-6000K	3890.8 lm	44 W	80