

Description

Tunable White. IP66. IK08. Marine-grade, die-cast aluminium alloy. 5CE superior corrosion protection including PCS hardware. Safety glass lens. Silicone CCG[®] Controlled Compression Gasket. Luminaire is factory-sealed and does not need to be opened during installation. Factory-installed LED circuit board, Tunable White Technology. DALI. Knuckle permits 328° rotation, forward tilt 63° and backward tilt 110°. Integral EC electronic converter. Advanced thermal management protects LEDs while optimising lumens output. CAD-optimised optics for superior illumination and glare control. One cable entry. Optical accessories are factory-installed. To be specified at time of ordering.

Specifications

Material description

| | | | | |
|----------------------|---|----------------|-----------------|----------------|
| Body | Marine-grade, die-cast aluminium alloy | | | |
| Lens | Safety glass lens | | | |
| Colours | RAL7016 | RAL9004 | RAL9006 | RAL9007 |
| | Anthracite grey | Signal black | White aluminium | Grey aluminium |
| | RAL9016 | | | |
| | Traffic white | | | |
| Gasket | Silicone CCG® Controlled Compression Gasket | | | |
| Fasteners | PCS Polymer Coated Stainless Steel Hardware | | | |
| Ingress protection | IP66 | | | |
| Impact resistance | IK08 | | | |
| Corrosion resistance | 5CE | | | |

Electrical description

| | |
|-------------------|---------------------|
| Power supply | 220-240V / 50-60 Hz |
| Driver / Ballast | DALI |
| Surge protection | SP10 |
| Energy efficiency | E (Light source) |

Additional information

| | |
|----------|------------------------|
| Windage | 0,01 m ² |
| Lifetime | Ta=25° L90B10 > 90000h |

Options

Light distribution **Colour temperature** **Nominal Watt**



[B]

2200-6000K

44 W






[M]



[EE]

Configurations

| Light distribution | Part ID | Light source | Rated lumens | Rated input power | CRI |
|---|----------|-----------------------|--------------|-------------------|-----|
|  <p>[B]</p> | 145-0549 | LED-12/44W/2200-6000K | 3217 lm | 44 W | 80 |
|  <p>[EE]</p> | 145-0551 | LED-12/44W/2200-6000K | 3526 lm | 44 W | 80 |
|  <p>[M]</p> | 145-0550 | LED-12/44W/2200-6000K | 3890.8 lm | 44 W | 80 |