

Description

RGBW/RGBA Colour Changer. IP66. IK08. Marine-grade, die-cast aluminium alloy. 5CE superior corrosion protection including PCS hardware. Safety glass lens. Silicone CCG® Controlled Compression Gasket. Luminaire is factory-sealed and does not need to be opened during installation. Factory-installed LED circuit board, Colour Boost Technology. DMX interface. Knuckle permits 328° rotation, forward tilt 47° and backward tilt 110°. Integral EC electronic converter. Advanced thermal management protects LEDs while optimising lumens output. CAD-optimised optics for superior illumination and glare control. One cable entry.

Optical accessories are factory-installed. To be specified at time of ordering.

Specifications

Material description

Body	Marine-grade, die-cast aluminium alloy		
Lens	Safety glass lens		
Colours	RAL9004	RAL9006	RAL9007
	Signal black	White aluminium	Grey aluminium
Gasket	Silicone CCG® Controlled Compression Gasket		
Fasteners	PCS Polymer Coated Stainless Steel Hardware		
Ingress protection	IP66		
Impact resistance	IK08		
Corrosion resistance	5CE		

Electrical description

Power supply	220-240V / 50-60 Hz
Driver / Ballast	DMX
Power factor	> 0.9
Surge protection	SP10
Energy efficiency	E (Light source)

Additional information

Windage	0,081
Lifetime	Ta=25° L90B10 > 90000h

Options

Light distribution

Colour temperature

Nominal Watt



[B] symmetric, wide beam

4000K+RGBW

96 W



[M] symmetric, medium beam

RGBA







[VN] symmetric, very narrow beam



[EE] symmetric, very narrow beam

Configurations

Light distribution	Part ID	Light source	Rated lumens	Rated input power	CRI
	145-0599	LED-24/96W/4000K+RGBW	5374.8 lm	96 W	80
	145-0602	LED-24/96W/RGBA	4816.4 lm	96 W	80
[B] symmetric, wide beam					
	145-0604	LED-24/96W/RGBA	5603.7 lm	96 W	80
[EE] symmetric, very narrow beam					
	145-0600	LED-24/96W/4000K+RGBW	6236 lm	96 W	80
	145-0603	LED-24/96W/RGBA	5588.1 lm	96 W	80
[M] symmetric, medium beam					
	145-0601	LED-24/96W/4000K+RGBW	6253.4 lm	96 W	80
[VN] symmetric, very narrow beam					