

Description

RGBW/RGBA Colour Changer. IP66. IK08. Marine-grade, die-cast aluminium alloy. 5CE superior corrosion protection including PCS hardware. Safety glass lens. Silicone CCG® Controlled Compression Gasket. Luminaire is factory-sealed and does not need to be opened during installation. Knuckle permits 350° rotation, forward tilt 42° and backward tilt 99°. Integral EC electronic converter. Advanced thermal management protects LEDs while optimising lumens output. Factory-installed LED circuit board, Colour Boost Technology. DMX interface. CAD-optimised optics for superior illumination and glare control. One cable entry.

Optical accessories are factory-installed. To be specified at time of ordering.

Specifications

Material description

Body	Marine-grade, die-cast aluminium alloy			
Lens	Safety glass lens			
Colors	RAL8019	RAL9004	RAL9007	RAL9016
	Grey brown	Signal black	Grey aluminium	Traffic white
Gasket	Silicone CCG® Controlled Compression Gasket			
Fasteners	PCS Polymer Coated Stainless Steel Hardware			
Ingress protection	IP66			
Impact resistance	IK08			
Corrosion resistance	5CE			




Electrical description

Power supply	220-240V / 50-60 Hz
Driver / Ballast	DMX
Energy efficiency	D-E (Light source)




Additional information

Windage	0,025 m ³
Lifetime	Ta=25° L90B10 > 90000h

Options

Light distribution	Color temperature	Nominal Watt
 [B] symmetric, wide beam	RGBA	96 W
 [M] symmetric, medium beam		
 [EE] symmetric, very narrow beam		

Configurations

Light distribution	Part ID	Light source	Delivered lumens	Rated input power	CRI
 <p>[B] symmetric, wide beam</p>	145-0506	LED-24/96W/RGBA	4816.4 lm	96 W	80
 <p>[EE] symmetric, very narrow beam</p>	145-0508	LED-24/96W/RGBA	5603.7 lm	96 W	80
 <p>[M] symmetric, medium beam</p>	145-0507	LED-24/96W/RGBA	5588.1 lm	96 W	80