



Description

Tunable White. IP66. IK08. Marine-grade, die-cast aluminium alloy. 5CE superior corrosion protection including PCS hardware. Safety glass lens. Silicone CCG[®] Controlled Compression Gasket. Luminaire is factory-sealed and does not need to be opened during installation. Factory-installed LED circuit board, Tunable White Technology. DALI. Knuckle permits 328° rotation, forward tilt 47° and backward tilt 110°. Integral EC electronic converter. Advanced thermal management protects LEDs while optimising lumens output. CAD-optimised optics for superior illumination and glare control. One cable entry. Optical accessories are factory-installed. To be specified at time of ordering.

Specifications

Material description

Body	Marine-grade, die-cast aluminium alloy			
Lens	Safety glass lens			
Colours	RAL7016	RAL9004	RAL9006	RAL9007
	Anthracite grey	Signal black	White aluminium	Grey aluminium
	RAL9016			
	Traffic white			
Gasket	Silicone CCG® Controlled Compression Gasket			
Fasteners	PCS Polymer Coated Stainless Steel Hardware			
Ingress protection	IP66			
Impact resistance	IK08			
Corrosion resistance	5CE			

Electrical description

Power supply	220-240V / 50-60 Hz
Driver / Ballast	DALI
Power factor	> 0.9
Surge protection	SP10
Energy efficiency	E (Light source)

Additional information

Windage	0,081
Lifetime	Ta=25° L90B10 > 90000h

Options

Light distribution **Colour temperature** **Nominal Watt**



[B]

2200-6000K

88 W






[M]



[EE]

Configurations

Light distribution	Part ID	Light source	Rated lumens	Rated input power	CRI
 [B]	145-0593	LED-24/88W/2200-6000K	6162.6 lm	88 W	80
 [EE]	145-0595	LED-24/88W/2200-6000K	7002 lm	88 W	80
 [M]	145-0594	LED-24/88W/2200-6000K	6983.5 lm	88 W	80