

Description

Tunable White. IP66. IK08. Marine-grade, die-cast aluminium alloy. 5CE superior corrosion protection including PCS hardware. Safety glass lens. Silicone CCG® Controlled Compression Gasket. Luminaire is factory-sealed and does not need to be opened during installation. Knuckle permits 350° rotation, forward tilt 42° and backward tilt 99°. Integral EC electronic converter. Advanced thermal management protects LEDs while optimising lumens output. CAD-optimised optics for superior illumination and glare control. One cable entry. Optical accessories are factory-installed. To be specified at time of ordering.

Specifications

Material description

Body	Marine-grade, die-cast aluminium alloy		
Lens	Safety glass lens		
Colours	RAL9004	RAL9006	RAL9007
	Signal black	White aluminium	Grey aluminium
Gasket	Silicone CCG® Controlled Compression Gasket		
Fasteners	PCS hardware		
Ingress protection	IP66		
Impact resistance	IK08		
Corrosion resistance	5CE		

Electrical description

Driver / Ballast	DALI
Power factor	> 0.9
Energy efficiency	D-E (Light source)

Additional information

Windage	0,025 m ³
Lifetime	Ta=25° L90B10 > 90000h

Options

Light distribution **Colour temperature** **Nominal Watt**



[B]

2200-6000K

88 W






[M]



[EE]

Configurations

Light distribution	Part ID	Light source	Rated lumens	Rated input power	CRI
 [B]	145-0485	LED-24/88W/2200-6000K	6162.6 lm	88 W	80
 [EE]	145-0487	LED-24/88W/2200-6000K	7002 lm	88 W	80
 [M]	145-0486	LED-24/88W/2200-6000K	6983.5 lm	88 W	80