

**Description**

Tunable White. IP66. IK08. Marine-grade, die-cast aluminium alloy. 5CE superior corrosion protection including PCS hardware. Safety glass lens. Silicone CCG® Controlled Compression Gasket. Luminaire is factory-sealed and does not need to be opened during installation. Knuckle permits 350° rotation, forward tilt 42° and backward tilt 99°. Integral EC electronic converter. Advanced thermal management protects LEDs while optimising lumens output. CAD-optimised optics for superior illumination and glare control. One cable entry. Optical accessories are factory-installed. To be specified at time of ordering.

## Specifications

### Material description

Body	Marine-grade, die-cast aluminium alloy			
Lens	Safety glass lens			
Colors	<b>RAL8019</b>	<b>RAL9004</b>	<b>RAL9007</b>	<b>RAL9016</b>
	Grey brown	Signal black	Grey aluminium	Traffic white
Gasket	Silicone CCG® Controlled Compression Gasket			
Fasteners	PCS hardware			
Ingress protection	IP66			
Impact resistance	IK08			
Corrosion resistance	5CE			

### Electrical description

Driver / Ballast	DALI
Power factor	> 0.9
Energy efficiency	D-E (Light source)

### Additional information

Windage	0,025 m <sup>3</sup>
Lifetime	Ta=25° L90B10 > 90000h

**Options**

**Light distribution    Color temperature    Nominal Watt**



[B]

2200-6000K

88 W






[M]



[EE]

**Configurations**

Light distribution	Part ID	Light source	Delivered lumens	Rated input power	CRI
 <p>[B]</p>	145-0485	LED-24/88W/2200-6000K	6162.6 lm	88 W	80
 <p>[EE]</p>	145-0487	LED-24/88W/2200-6000K	7002 lm	88 W	80
 <p>[M]</p>	145-0486	LED-24/88W/2200-6000K	6983.5 lm	88 W	80