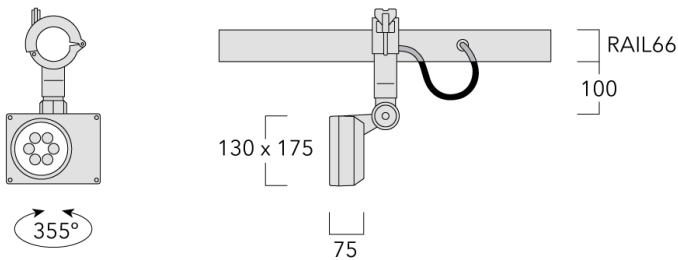


Description

IP66, Class I. IK07. Marine-grade, die-cast aluminium alloy. 5CE superior corrosion protection including PCS hardware. Safety glass lens. Silicone CCG® Controlled Compression Gasket. Luminaire is factory-sealed and does not need to be opened during installation.

Integral EC electronic converter in thermally-separated compartment. Advanced thermal management protects LEDs while optimising lumens output. CAD-optimised optics for superior illumination and glare control. OLC® One LED Concept.

Including 0.4 m of flexible cable enclosed in a stainless conduit, in-line connector and mounting clamp for installation to RAIL66 mounting system.



Specifications

Material description

Body	Marine-grade, die-cast aluminium alloy			
Lens	Safety glass lens			
Colours	RAL9004	RAL9016	RAL7016	RAL9007
	Signal black	Traffic white	Anthracite grey	Grey aluminium
Gasket	Silicone CCG® Controlled Compression Gasket			
Fasteners	PCS hardware			
Ingress protection	IP66			
Impact resistance	IK07			
Corrosion resistance	5CE			

Electrical description





Power supply	220-240V / 50-60 Hz
Driver / Ballast	Integral EC electronic converter in thermally-separated compartment
Surge protection	1/2 kV
Energy efficiency	C-D (Light source)

Additional information




Lifetime	Ta=25° L90B10 > 90000h
----------	------------------------

Options

Light distribution

- 
[M] symmetric, medium beam
- 
[B] symmetric, wide beam
- 
[EE] symmetric, very narrow beam
- 
[EES] symmetric, very narrow beam, sharp cut-off





Colour temperature

- 
3000K
- 
4000K
- 
2700K

Nominal Watt

- 12 W
- 18 W

Configurations

Light distribution	Part ID	Light source	Rated lumens	Rated input power	CRI
 [B] symmetric, wide beam	145-7145	LED-6/12W/2700K	1069.1 lm	12 W	80
	145-9511	LED-6/12W/3000K	1148.3 lm	12 W	80
	145-9512	LED-6/12W/4000K	1227.5 lm	12 W	80
	145-7162	LED-6/18W/2700K	1924.9 lm	18 W	80
	145-9868	LED-6/18W/3000K	2018.8 lm	18 W	80
	145-9869	LED-6/18W/4000K	2112.7 lm	18 W	80
 [EE] symmetric, very narrow beam	145-7146	LED-6/12W/2700K	1297.3 lm	12 W	80
	145-9513	LED-6/12W/3000K	1393.4 lm	12 W	80
	145-9514	LED-6/12W/4000K	1489.5 lm	12 W	80
	145-7163	LED-6/18W/2700K	2064.9 lm	18 W	80
	145-9870	LED-6/18W/3000K	2165.6 lm	18 W	80
	145-9871	LED-6/18W/4000K	2266.4 lm	18 W	80
 [EES] symmetric, very narrow beam, sharp cut-off	145-7147	LED-6/12W/2700K	1390 lm	12 W	80
	145-9515	LED-6/12W/3000K	1492.9 lm	12 W	80
	145-9516	LED-6/12W/4000K	1595.9 lm	12 W	80
 [M] symmetric, medium beam	145-7144	LED-6/12W/2700K	1353.8 lm	12 W	80
	145-9509	LED-6/12W/3000K	1454.1 lm	12 W	80
	145-9510	LED-6/12W/4000K	1554.3 lm	12 W	80
	145-7161	LED-6/18W/2700K	2066.4 lm	18 W	80
	145-9866	LED-6/18W/3000K	2167.2 lm	18 W	80
	145-9867	LED-6/18W/4000K	2268 lm	18 W	80