

Description

IP55, Class I. IK07. Marine-grade, all aluminium construction. 5CE superior corrosion protection + primer including PCS hardware. Safety glass lens. Silicone CCG® Controlled Compression Gasket.

Integral EC electronic converter in thermally-separated compartment. Advanced thermal management protects LEDs while optimising lumens output. CAD-optimised optics for superior illumination and glare control. OLC® One LED Concept. Two cable entries.

Knuckle permits 350° horizontal and 180° vertical aiming of optics.

2700 K option available on request.

Specifications

Material description





Body	Marine-grade, die-cast aluminium alloy						
Lens	Safety glass lens						
Colours	<table><tr><td>RAL9004</td><td>RAL9006</td><td>RAL9007</td></tr><tr><td>Signal black</td><td>White aluminium</td><td>Grey aluminium</td></tr></table>	RAL9004	RAL9006	RAL9007	Signal black	White aluminium	Grey aluminium
RAL9004	RAL9006	RAL9007					
Signal black	White aluminium	Grey aluminium					
Gasket	Silicone CCG® Controlled Compression Gasket						
Fasteners	PCS Polymer Coated Stainless Steel Hardware (unpainted)						
Impact resistance	IK07						
Corrosion resistance	5CE+Primer						

Electrical description


Power supply	230V / 50 Hz
Driver / Ballast	Integral EC electronic converter in thermally-separated compartment
Energy efficiency	The product is supplied with 10-year warranty. Please refer to the LED Warranty Statement located on www.we-ef.com for further details.

Additional information

Options**Light distribution**

-  [M] symmetric, medium beam
-  [EE] symmetric, very narrow beam
-  [B] symmetric, wide beam
-  [EES] symmetric, very narrow beam, sharp cut-off





Colour temperature

-  3000K
-  4000K

Nominal Watt

12 W

Configurations

Light distribution	Part ID	Light source	Rated lumens	Rated input power	CRI
	145-9586	LED-6/12W/3000K	1148.3 lm	12 W	80
	145-9587	LED-6/12W/4000K	1227.5 lm	12 W	80
[B] symmetric, wide beam					
	145-9582	LED-6/12W/3000K	1393.4 lm	12 W	80
	145-9585	LED-6/12W/4000K	1489.5 lm	12 W	80
[EE] symmetric, very narrow beam					
	145-9588	LED-6/12W/3000K	1492.9 lm	12 W	80
	145-9589	LED-6/12W/4000K	1595.9 lm	12 W	80
[EES] symmetric, very narrow beam, sharp cut-off					
	145-9581	LED-6/12W/3000K	1454.1 lm	12 W	80
	145-9584	LED-6/12W/4000K	1554.3 lm	12 W	80
[M] symmetric, medium beam					