

Description

IP66, Class I. Class II on request. IK10. Marine-grade, all aluminium construction. 5CE superior corrosion protection including PCS hardware. Silicone CCG® Controlled Compression Gasket. Polycarbonate lens. Integral EC electronic converter in thermally-separated compartment. CAD-optimised indirect optics for superior illumination and glare control. Factory installed LED circuit board. Pre-wired post complete with cable connecting box for mains connection. Optional 2200 K version available. To be specified at time of ordering.

Specifications

Material description

Body	Marine-grade, all-aluminium construction																
Lens	Polycarbonate																
Colours	<table><tr><td>RAL9004</td><td>RAL9006</td><td>RAL9016</td><td>RAL7016</td></tr><tr><td>Signal black</td><td>White aluminium</td><td>Traffic white</td><td>Anthracite grey</td></tr><tr><td>RAL9007</td><td></td><td></td><td></td></tr><tr><td>Grey aluminium</td><td></td><td></td><td></td></tr></table>	RAL9004	RAL9006	RAL9016	RAL7016	Signal black	White aluminium	Traffic white	Anthracite grey	RAL9007				Grey aluminium			
RAL9004	RAL9006	RAL9016	RAL7016														
Signal black	White aluminium	Traffic white	Anthracite grey														
RAL9007																	
Grey aluminium																	
Gasket	Silicone CCG® Controlled Compression Gasket																
Fasteners	PCS Polymer Coated Stainless Steel Hardware																
Ingress protection	IP66																
Impact resistance	IK10																
Corrosion resistance	5CE																






Electrical description

Power supply	220-240V / 50-60 Hz
Driver / Ballast	Standard. Optional DALI version available. To be specified at time of ordering.
Surge protection	10/10kV
Energy efficiency	C-D (Light source)



Additional information

Lifetime	Ta=25° L90B10 > 90000h
----------	------------------------

Options

Light distribution	Colour temperature	Nominal Watt
 [C60]	 3000K	18 W
		26 W
 [R65]	 4000K	9 W
		13 W
		 2700K

Configurations

Light distribution	Part ID	Light source	Rated lumens	Rated input power	CRI
 [C60]	114-0180	LED-6/18W/2700K	786.7 lm	18 W	80
	114-9091	LED-6/18W/3000K	825 lm	18 W	80
	114-9092	LED-6/18W/4000K	863.4 lm	18 W	80
	114-0181	LED-6/26W/2700K	997.7 lm	26 W	80
	114-9093	LED-6/26W/3000K	1055.3 lm	26 W	80
	114-9094	LED-6/26W/4000K	1103.3 lm	26 W	80
 [R65]	114-0182	LED-3/9W/2700K	495.5 lm	9 W	80
	114-9085	LED-3/9W/3000K	519.7 lm	9 W	80
	114-9086	LED-3/9W/4000K	543.9 lm	9 W	80
	114-0183	LED-3/13W/2700K	628.5 lm	13 W	80
	114-9087	LED-3/13W/3000K	664.7 lm	13 W	80
	114-9088	LED-3/13W/4000K	694.9 lm	13 W	80